



Envelope # BNRQGWBBBJVMJ

MELISSA A SNOW
596 GREEN SPRINGS PL
WEST PALM BCH FL 33409-7512

Your Portfolio Value:

\$201,876.31

Portfolio Change from Last Period:

▼ \$30,731.92

	This Period	Year-to-Date
Beginning Portfolio Value	\$232,608.23	\$224,165.18
Additions	3,481.16	10,443.48
Subtractions	-35,000.00	-35,000.00
Change in Investment Value *	786.92	2,267.65
Ending Portfolio Value **	\$201,876.31	\$201,876.31
Accrued Interest (AI)	-	-
Ending Portfolio Value incl. AI	\$201,876.31	

* Reflects appreciation or depreciation of your holdings due to price changes, transactions from Other Activity In or Out and Multi-currency transactions, plus any distribution and income earned during the statement period.

** Excludes unpriced securities.

Contact Information

Online	Fidelity.com
FAST®-Automated Telephone	(800) 544-5555
Customer Service	(800) 544-6666

Save on your tax preparation services. Learn more at
Fidelity.com/taxprep. 1064976.1.0





Portfolio Summary

Accounts Included in This Report

Page	Account Type/Name	Account Number	Beginning Value	Ending Value
	GENERAL INVESTMENTS			
4	FIDELITY ACCOUNT MELISSA A SNOW - INDIVIDUAL TOD	Z06-669842	\$51,681.75	\$20,288.09
	PERSONAL RETIREMENT			
9	FIDELITY ROLLOVER IRA MELISSA A SNOW - ROLLOVER IRA - FIDELITY MANAGEMENT TRUST CO - CUSTODIAN	233-775127	180,926.48	181,588.22
	Ending Portfolio Value		\$232,608.23	\$201,876.31

Total Portfolio Trades Apr 2022 - Mar 2023: 0

Portfolio Summary (continued)

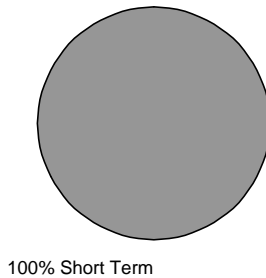
Income Summary

	This Period	Year-to-Date
Taxable	\$125.18	\$428.18
Dividends	125.18	428.18
Tax-deferred	661.74	1,839.47
Total	\$786.92	\$2,267.65

Top Holdings

Description	Value	Percent of Portfolio
Fidelity Government Money Market	\$201,876	100%
Total	\$201,876	100%

Asset Allocation



Asset Class	Percent of Portfolio
Short Term	100%

Asset Class Percent of Portfolio

IMPORTANT: If you have any unsettled trades pending, the asset allocation presented above may be materially impacted and, depending on the size and scope of such unsettled trades, rendered unreliable. Asset allocation includes Other Holdings and Assets Held Away when applicable. Please note that, due to rounding, percentages may not add to 100%. For further details, please see "Frequently Asked Questions" at Fidelity.com/Statements.



Account Summary


Account # Z06-669842
MELISSA A SNOW - INDIVIDUAL - TOD

Account Value: **\$20,288.09**

Account Holdings

Change in Account Value ▼ **\$31,393.66**

	This Period	Year-to-Date
Beginning Account Value	\$51,681.75	\$44,416.43
Additions	3,481.16	10,443.48
Deposits	3,481.16	10,443.48
Subtractions	-35,000.00	-35,000.00
Withdrawals	-35,000.00	-35,000.00
Change in Investment Value *	125.18	428.18
Ending Account Value	\$20,288.09	\$20,288.09
Accrued Interest (AI)	0.00	
Ending Account Value Incl. AI	\$20,288.09	



100% Core Account (\$20,288)

Top Holdings

Description	Value	Percent of Account
Fidelity Government Money Market	\$20,288	100%
Total	\$20,288	100%

Please note that, due to rounding, percentages may not add to 100%.

Income Summary

	This Period	Year-to-Date
Taxable	\$125.18	\$428.18
Dividends	125.18	428.18
Total	\$125.18	\$428.18

Total Account Trades Apr 2022 - Mar 2023: 0

* Reflects appreciation or depreciation of your holdings due to price changes, transactions from Other Activity In or Out and Multi-currency transactions, plus any distribution and income earned during the statement period.

Core Account and Credit Balance Cash Flow

	This Period	Year-to-Date
Beginning Balance	\$51,681.75	\$44,416.43
Investment Activity		
Dividends, Interest & Other Income ^D	125.18	428.18
Total Investment Activity	\$125.18	\$428.18



Account # Z06-669842
MELISSA A SNOW - INDIVIDUAL - TOD

Core Account and Credit Balance Cash Flow (continued)

	This Period	Year-to-Date
Cash Management Activity		
Deposits	3,481.16	10,443.48
Withdrawals	-35,000.00	-35,000.00
Total Cash Management Activity	-\$31,518.84	-\$24,556.52
Ending Balance	\$20,288.09	\$20,288.09

D Includes dividend reinvestments.

Holdings

Core Account

Description	Beginning Market Value Mar 1, 2023	Quantity Mar 31, 2023	Price Per Unit Mar 31, 2023	Ending Market Value Mar 31, 2023	EAI (\$) / EY (%)
FIDELITY GOVERNMENT MONEY MARKET (SPAXX)	\$51,681.75	20,288.090	\$1.0000	\$20,288.09	\$395.85 / 1.950%
-- 7-day yield: 4.48%					
Total Core Account (100% of account holdings)	\$51,681.75			\$20,288.09	\$395.85
Total Holdings				\$20,288.09	\$395.85

EAI **Estimated Annual Income (EAI) & Estimated Yield (EY)**- EAI is an estimate of annual income for a specific security position over the next rolling 12 months. EAI may be negative on short & EY positions. EY is calculated by dividing the current EAI for a security position by its statement closing date market value. EAI and EY are estimates only and may include return of principal and/or capital gains, which would render them overstated. Actual income and yield might be lower or higher than the estimated amounts. **For calculation details, refer to the "Additional Information and Endnotes" section.**



Activity

Account # Z06-669842
MELISSA A SNOW - INDIVIDUAL - TOD

Dividends, Interest & Other Income

(Includes dividend reinvestment)

Settlement Date	Security Name	Symbol/ CUSIP	Description	Quantity	Price	Amount
03/31	FIDELITY GOVERNMENT MONEY MARKET	31617H102	Dividend Received	-	-	\$125.18
Total Dividends, Interest & Other Income						\$125.18

Deposits

Date	Reference	Description	Amount
03/30		Deposit State Of Flo Retirement	\$3,481.16
Total Deposits			\$3,481.16

Withdrawals

Date	Reference	Description	Amount
03/16	Money Line Paid	EFT FUNDS PAID ED92969494 /WEB ITHINK FINANCIAL CREDIT UNION *****5511	-\$10,000.00
03/16	Money Line Paid	EFT FUNDS PAID ED93018513 /WEB ITHINK FINANCIAL CREDIT UNION *****5511	-25,000.00
Total Withdrawals			-\$35,000.00

Core Fund Activity

For more information about the operation of your core account, please refer to your Customer Agreement.

Settlement Date	Account Type	Transaction	Description	Quantity	Price	Amount	Balance
03/16	CASH	You Sold	FIDELITY GOVERNMENT MONEY MARKET @ 1	-25,000.000	\$1.0000	-\$25,000.00	\$26,681.75
03/16	CASH	You Sold	FIDELITY GOVERNMENT MONEY MARKET MORNING TRADE @ 1	-10,000.000	1.0000	-10,000.00	16,681.75
03/30	CASH	You Bought	FIDELITY GOVERNMENT MONEY MARKET @ 1	3,481.160	1.0000	3,481.16	20,162.91

MR_CE_BNRQGWBBJVMJ_BB BBB 20230331 S



Activity

Account # Z06-669842
MELISSA A SNOW - INDIVIDUAL - TOD

Core Fund Activity (continued)

For more information about the operation of your core account, please refer to your Customer Agreement.

Settlement Date	Account Type	Transaction	Description	Quantity	Price	Amount	Balance
03/31	CASH	Reinvestment	FIDELITY GOVERNMENT MONEY MARKET REINVEST @ \$1.000	125.180	1.0000	125.18	20,288.09
Total Core Fund Activity						-\$31,393.66	

Estimated Cash Flow (Rolling as of March 31, 2023)

Month	Bond & CD Income	Bond & CD Principal	Stock Income	ETP Income	Mutual Fund Income	Other Income	Total Est. Cash Flow
April 2023	--	--	--	--	\$33	--	\$33
May	--	--	--	--	33	--	33
June	--	--	--	--	33	--	33
July	--	--	--	--	33	--	33
August	--	--	--	--	33	--	33
September	--	--	--	--	33	--	33
October	--	--	--	--	33	--	33
November	--	--	--	--	33	--	33
December	--	--	--	--	33	--	33
January 2024	--	--	--	--	33	--	33
February	--	--	--	--	33	--	33
March	--	--	--	--	33	--	33
Total	--	--	--	--	\$396	--	\$396

This table presents the estimated monthly interest and dividend income and return of principal that your current holdings may generate over the next rolling 12 months. The cash flows displayed are estimates provided for informational purposes only and there is no guarantee that you will actually receive any of the amounts displayed. These estimates should not be relied upon for making investment, trading or tax decisions. The estimates for fixed income are calculated using the security's coupon rate. The estimates for all other securities are calculated using an indicated annual dividend (IAD). The IAD is an estimate of a security's dividend payments for the next 12 months calculated based on prior and/or declared dividends for that security. IADs are sourced from third party vendors believed to be reliable, but no assurance can be made as to accuracy. There are circumstances in which these estimates will not be presented for a specific security you hold. **Please refer to Help/Glossary on Fidelity.com for additional information on these calculations.**

MR_CE_BNRQGWBBJVMJ_BB BBB 20230331 S



Estimated Cash Flow *(Rolling as of March 31, 2023)*

Account # Z06-669842
MELISSA A SNOW - INDIVIDUAL - TOD

Bond & CD Income includes interest payments for fixed and variable rate bonds, international bonds that pay in USD, and Certificates of Deposit (CDs).

Bond & CD Principal includes maturing principal payments for fixed and variable rate bonds, international bonds that pay in USD, and Certificates of Deposit (CDs).

Stock Income includes estimated dividend payments for common stocks, preferred stocks, ADRs, closed-end mutual funds, and MLPs.

ETP Income includes estimated dividend payments for Exchange Traded Funds (ETFs) and Exchange Traded Notes (ETNs).

Mutual Fund Income includes estimated dividend payments for Fidelity and non-Fidelity mutual funds.

Other Income includes, but is not limited to estimated dividend payments for Unit Investment Trusts (UITs), REITs, and LPs.

This table does not include cash flow from foreign denominated fixed income.

-- *not available*



Account Summary


Account # 233-775127
MELISSA A SNOW - ROLLOVER IRA

Account Value: **\$181,588.22**

Account Holdings

Change in Account Value **▲ \$661.74**

	This Period	Year-to-Date
Beginning Account Value	\$180,926.48	\$179,748.75
Change in Investment Value *	661.74	1,839.47
Ending Account Value	\$181,588.22	\$181,588.22
Accrued Interest (AI)	0.00	
Ending Account Value Incl. AI	\$181,588.22	



100% Core Account (\$181,588)

Total Account Trades Apr 2022 - Mar 2023: 0

* Reflects appreciation or depreciation of your holdings due to price changes, transactions from Other Activity In or Out and Multi-currency transactions, plus any distribution and income earned during the statement period.

Core Account and Credit Balance Cash Flow

	This Period	Year-to-Date
Beginning Balance	\$180,926.48	\$179,748.75
Investment Activity		
Dividends, Interest & Other Income ^D	661.74	1,839.47
Total Investment Activity	\$661.74	\$1,839.47
Ending Balance	\$181,588.22	\$181,588.22

^D Includes dividend reinvestments.

Top Holdings

Description	Value	Percent of Account
Fidelity Government Money Market	\$181,588	100%
Total	\$181,588	100%

Please note that, due to rounding, percentages may not add to 100%.

Income Summary

	This Period	Year-to-Date
Tax-deferred	\$661.74	\$1,839.47
Total	\$661.74	\$1,839.47



Holdings

Account # 233-775127
MELISSA A SNOW - ROLLOVER IRA

Core Account

Description	Beginning Market Value Mar 1, 2023	Quantity Mar 31, 2023	Price Per Unit Mar 31, 2023	Ending Market Value Mar 31, 2023	EAI (\$) / EY (%)
FIDELITY GOVERNMENT MONEY MARKET (SPAXX) -- 7-day yield: 4.48%	\$180,926.48	181,588.220	\$1.0000	\$181,588.22	\$3,543.07 1.950%
Total Core Account (100% of account holdings)	\$180,926.48			\$181,588.22	\$3,543.07
Total Holdings				\$181,588.22	\$3,543.07

EAI **Estimated Annual Income (EAI) & Estimated Yield (EY)**- EAI is an estimate of annual income for a specific security position over the next rolling 12 months. EAI may be negative on short & EY positions. EY is calculated by dividing the current EAI for a security position by its statement closing date market value. EAI and EY are estimates only and may include return of principal and/or capital gains, which would render them overstated. Actual income and yield might be lower or higher than the estimated amounts. **For calculation details, refer to the "Additional Information and Endnotes" section.**

Activity

Dividends, Interest & Other Income

(Includes dividend reinvestment)

Settlement Date	Security Name	Symbol/ CUSIP	Description	Quantity	Price	Amount
03/31	FIDELITY GOVERNMENT MONEY MARKET	31617H102	Dividend Received	-	-	\$661.74
Total Dividends, Interest & Other Income						\$661.74

S

MR_CE_BNRQGWBBJVMJ_BB BBB 20230331



Activity

Account # 233-775127
MELISSA A SNOW - ROLLOVER IRA

Core Fund Activity

For more information about the operation of your core account, please refer to your Customer Agreement.

Settlement Date	Account Type	Transaction	Description	Quantity	Price	Amount	Balance
03/31	CASH	Reinvestment	FIDELITY GOVERNMENT MONEY MARKET REINVEST @ \$1.000	661.740	\$1.0000	\$661.74	\$181,588.22
Total Core Fund Activity						\$661.74	

Estimated Cash Flow *(Rolling as of March 31, 2023)*

Month	Bond & CD Income	Bond & CD Principal	Stock Income	ETP Income	Mutual Fund Income	Other Income	Total Est. Cash Flow
April 2023	--	--	--	--	\$295	--	\$295
May	--	--	--	--	295	--	295
June	--	--	--	--	295	--	295
July	--	--	--	--	295	--	295
August	--	--	--	--	295	--	295
September	--	--	--	--	295	--	295
October	--	--	--	--	295	--	295
November	--	--	--	--	295	--	295
December	--	--	--	--	295	--	295
January 2024	--	--	--	--	295	--	295
February	--	--	--	--	295	--	295
March	--	--	--	--	295	--	295
Total	--	--	--	--	\$3,540	--	\$3,540

This table presents the estimated monthly interest and dividend income and return of principal that your current holdings may generate over the next rolling 12 months. The cash flows displayed are estimates provided for informational purposes only and there is no guarantee that you will actually receive any of the amounts displayed. These estimates should not be relied upon for making investment, trading or tax decisions. The estimates for fixed income are calculated using the security's coupon rate. The estimates for all other securities are calculated using an indicated annual dividend (IAD). The IAD is an estimate of a security's dividend payments for the next 12 months calculated based on prior and/or declared dividends for that security. IADs are sourced from third party vendors believed to be reliable, but no assurance can be made as to accuracy. There are circumstances in which these estimates will not be presented for a specific security you hold. **Please refer to Help/Glossary on Fidelity.com for additional information on these calculations.**

Estimated Cash Flow (Rolling as of March 31, 2023)Account # 233-775127
MELISSA A SNOW - ROLLOVER IRA

Bond & CD Income includes interest payments for fixed and variable rate bonds, international bonds that pay in USD, and Certificates of Deposit (CDs).

Bond & CD Principal includes maturing principal payments for fixed and variable rate bonds, international bonds that pay in USD, and Certificates of Deposit (CDs).

Stock Income includes estimated dividend payments for common stocks, preferred stocks, ADRs, closed-end mutual funds, and MLPs.

ETP Income includes estimated dividend payments for Exchange Traded Funds (ETFs) and Exchange Traded Notes (ETNs).

Mutual Fund Income includes estimated dividend payments for Fidelity and non-Fidelity mutual funds.

Other Income includes, but is not limited to estimated dividend payments for Unit Investment Trusts (UITs), REITs, and LPs.

This table does not include cash flow from foreign denominated fixed income.

-- not available

Additional Information and Endnotes

- ▶ Please go to fidelity.com/disclosures to review important legal and regulatory disclosures. 1080017.1.0
- ▶ Fidelity is required by the Securities Exchange Act of 1934 to provide certain financial information from the Statement of Financial Condition of National Financial Services LLC (NFS). At December 31, 2022, NFS, an affiliate of Fidelity Brokerage Services LLC, had net capital of \$6,628 million, which was 15.91% of aggregate debit items and exceeded its minimum requirement by \$5,795 million. To acquire the Statement of Financial Condition of National Financial Services LLC (NFS), go to fidelity.com/customer-service/nfs-statement-financial-condition. If you wish to obtain a copy of this document at no cost, or have any questions regarding its contents, please call Fidelity at 800-343-3548. 457389.40.0
- ▶ In compliance with U.S. Securities and Exchange Commission requirements, Fidelity regularly provides you with documents that describe the various accounts and services that Fidelity offers. The Fidelity Brokerage Services (FBS) and Fidelity Personal and Workplace Advisors LLC (FPWA) Customer Relationship Summaries (Form CRS) are provided with printed statements mailed at quarter-end and as a link in email notices of statement delivery. These and other important disclosure documents, including the Products, Services, and Conflicts of Interest (PSCOI), may be updated periodically and are available to you for review online at <https://communications.fidelity.com/information/crs/>. In addition, you may contact Fidelity at any time to request a printed copy. 919834.10.0
- ▶ NOTIFICATION OF YOUR TAX WITHHOLDING OPTIONS IN REGARD TO DISTRIBUTIONS FROM YOUR IRA. Federal Income Tax Withholding - The default withholding rate is 10%. You can choose a different rate by entering a rate between zero and 100%. Generally, you can't choose less than 10% for payments to be delivered outside of the United States and its possessions. Federal income tax will not be withheld from distributions from a Roth IRA unless you elect to have such tax withheld or are otherwise subject to withholding because you are a non-resident alien. If taking a systematic withdrawal, you may have a different tax withholding election which will remain in effect on checkwriting or systematic withdrawals taken from your IRA until revoked by you.

State Income Tax Withholding - If federal income tax withholding is applied to your distribution, state income tax may also apply. Your state of residence will determine your state income tax withholding requirements, if any. Please refer to the lists below. Your state of residence is determined by the legal address of record on your IRA.

Additional Information and Endnotes

Account # 233-775127
MELISSA A SNOW - ROLLOVER IRA

For residents of AR, IA, KS, MA, ME, OK and VT, if federal income tax withholding is applied to your distribution, state income tax will also apply. For residents of CA, DE, MN, NC or OR, if federal income tax withholding is applied to your distribution, state income tax will also apply unless you elect not to have state income tax withheld. For residents of DC, if you take a distribution of your entire account balance and do not directly roll that amount over to another eligible retirement account, DC requires that a minimum amount be withheld from the taxable portion of the distribution, whether or not federal income tax is withheld.

For residents of CT or MI, state income tax applies regardless of whether or not federal income tax withholding is applied to your distribution. Please reference the CT or MI W-4P Form for information and to calculate the amount to withhold from your distribution. Tax withholding is not required if you meet certain CT or MI requirements governing pension and retirement benefits. For residents of MS, state income tax withholding will apply regardless of whether or not federal income tax withholding is applied to your distribution, unless you elect not to have state income tax withheld. For residents of SC, you must provide a valid Social Security number; individual tax identification number; or tax identification number for a nonresident alien, if not SC requires that 7% tax be withheld from the distribution.

For residents of AK, FL, HI, NH, SD, TN, TX, WA or WY, state income tax withholding is not applicable on IRA distributions. For residents of all other states not mentioned above, you are not subject to mandatory state income tax withholding; however, you may elect voluntary state income tax withholding in a percentage. If you elect to have state income taxes withheld and your state provides a minimum amount or percentage for withholding, you must elect a percentage that is not less than your state's minimum withholding requirements. If the percentage you elect for withholding is less than your state's minimum withholding requirements, your state's minimum amount or percentage will be withheld.

Whether or not you elect to have federal and/or state income tax withheld from your distribution(s), you are responsible for the full payment of federal income tax, any state or local taxes, and any penalties which may apply. You may be responsible for estimated tax payments and could incur penalties if your estimated tax payments are not sufficient. Please contact Fidelity for more information or contact your state taxing authority for assistance. THE INFORMATION PROVIDED ABOVE IS GENERAL IN NATURE AND SHOULD NOT BE CONSIDERED LEGAL OR TAX ADVICE. 532971.16.0

Estimated Annual Income (EAI) & Estimated Yield (EY) - EAI for fixed income is calculated using the coupon rate. For all other securities, EAI is calculated using an indicated annual dividend (IAD). The IAD is an estimate of a security's dividend payments for the next 12 months calculated based on prior and/or declared dividends for that security. EY reflects only the income generated by an investment and not changes in its price which may fluctuate. Interest and dividend rates are subject to change at any time and may be affected by current and future economic, political and business conditions. EAI and EY are provided for informational purposes only and should not be used or relied on for making investment, trading or tax decisions. EAI and EY are based on data obtained from information providers believed to be reliable, but no assurance can be made as to accuracy, timeliness or completeness. **Please refer to the Help/Glossary on Fidelity.com for additional information regarding these calculations.**

Copyright 2022, S&P Global Market Intelligence. Reproduction of any information, data or material, including ratings ("Content") in any form is prohibited except with the prior written permission of the relevant party. Such party, its affiliates and suppliers ("Content Providers") do not guarantee the accuracy, adequacy, completeness, timeliness or availability of any Content and are not responsible for any errors or omissions (negligent or otherwise), regardless of the cause, or for the results obtained from the use of such Content. In no event shall Content Providers be liable for any damages, costs, expenses, legal fees, or losses (including lost income or lost profit and opportunity costs) in connection with any use of the Content. A reference to a particular investment or security, a rating or any observation concerning an investment that is part of the Content is not a recommendation to buy, sell or hold such investment or security, does not address the suitability of an investment or security and should not be relied on as investment advice. Credit ratings are statements of opinions and are not statements of fact.



Additional Information and Endnotes

Account # 233-775127
MELISSA A SNOW - ROLLOVER IRA

Moody's© Copyright 2022, Moody's Investors Service, Inc. ("Moody's"). Moody's ratings ("Ratings") are proprietary to Moody's or its affiliates and are protected by copyright and other intellectual property laws. Ratings are licensed to Licensee by Moody's. RATINGS MAY NOT BE COPIED OR OTHERWISE REPRODUCED, REPACKAGED, FURTHER TRANSMITTED, TRANSFERRED, DISSEMINATED, REDISTRIBUTED OR RESOLD, OR STORED FOR SUBSEQUENT USE FOR ANY SUCH PURPOSE, IN WHOLE OR IN PART, IN ANY FORM OR MANNER OR BY ANY MEANS WHATSOEVER, BY ANY PERSON WITHOUT MOODY'S PRIOR WRITTEN CONSENT. Moody's® is a registered trademark.

For more information about your statement, please refer to our **Frequently Asked Questions** document at **Fidelity.com/statements** .



Information About Your Fidelity Statement

Lost or Stolen Cards For 24-Hour worldwide customer service, call 800-529-2164 for American Express or 800-323-5353 for Fidelity® Debit Card.

Additional Investments with Fidelity Make checks payable to Fidelity Investments. Include your account number on the check. For retirement and health savings accounts (HSA), designate in the memo field whether your contribution is for the current or prior year. Mail checks or other inquiries to: Fidelity Investments, P.O. Box 770001, Cincinnati, OH 45277-0003.

Income Summary Shows income by tax status for the statement and year-to-date periods. Except for interest income earned on, or distributed by, tax-exempt securities, Fidelity reports dividends and capital gains held in taxable accounts as taxable income. A portion of income reported as tax-exempt income may be subject to alternative minimum taxes and/or state and local taxes. In Traditional IRAs, Rollover IRAs, SEP-IRAs, SIMPLE IRAs and Keoghs, earnings are reported as tax-deferred income. In Roth IRAs and HSAs, earnings are reported as tax-exempt income as they may be federally tax-exempt if certain conditions are met.

Cost Basis, Gain/Loss, and Holding Period Information NFS is required to report certain cost basis and holding period information to the IRS on Form 1099-B. Unless otherwise specified, NFS applies the average cost method for open-end mutual funds and the first-in, first-out (FIFO) method for all other securities. Cost basis is adjusted for wash sales on securities with the same CUSIP held in the same account (unless your account receives mark-to-market reporting). Your statement may not reflect all adjustments required for tax purposes. Customers should consult their tax advisors for further information.

Cost Fidelity provides purchase cost information for securities held in retirement and HSA accounts. Such information may be adjusted for certain transactions and does not reflect dividends or capital gains reinvestments. Fidelity reports transaction profit or loss information when securities are sold within a retirement or HSA account. Transaction profit or loss is calculated by subtracting purchase cost from sales proceeds

using the FIFO method if shares were purchased at different times or prices. **Statement Mailing** We deliver statements at least four times during the calendar year for any account with a balance.

Statement Discrepancies Please review your statement and report any inaccuracies or discrepancies. Inquiries, concerns or questions regarding your brokerage account or the activity therein should be directed to FBS by calling 800-544-6666, and NFS, who carries your brokerage accounts, by calling 866-408-1138. Any oral communications regarding inaccuracies or discrepancies should be reconfirmed in writing to protect your rights, including those under the Securities Investor Protection Act (SIPA).

Material Changes Please advise us of material changes in your investment objectives or financial situation related to your brokerage account(s).

Mutual Funds and Performance Before investing, consider the funds' investment objectives, risks, charges and expenses. Contact Fidelity for a prospectus containing this information. Read it carefully. Performance data shown represents past performance and is no guarantee of future results. Investment return and principal value will fluctuate, so you may have a gain or loss when shares are sold. Current performance may be higher or lower than that quoted. Visit Fidelity.com/performance for most recent month-end performance.

Sales Loads & Fees Each fund reserves the right to terminate or modify its exchange privilege in the future. In connection with (i) access to, purchase, sale, exchange or redemption of, and/or maintenance of positions in mutual funds, ETFs and other investment products ("funds") or (ii) infrastructure needed to support such funds, some funds, or their investment affiliates, pay FBS and/or NFS sales loads and 12b-1 fees described in the prospectus as well as additional compensation for shareholder services, start-up fees, platform support and maintenance, and marketing, engagement and analytics programs. Additional information about the source(s) and amount(s) of compensation as well as other remuneration received by FBS or NFS will be furnished to you upon written request. At the time you purchase shares of funds those shares will be assigned either a load, transaction fee (TF) or no transaction fee (NTF) status. When you subsequently sell those shares, any fees applicable to your transaction will be assessed based on the status assigned to the shares at the time of purchase.

Additional Information About Your Brokerage Account, If Applicable

Free credit balances (FCB) are funds payable to you on demand. FCB are subject to open commitments such as uncleared checks and exclude proceeds from sales of certificated securities without delivery of the certificate. If your FCB is swept to a core position, you can liquidate the core position and have the proceeds sent to you or held in your account subject to the terms of your account agreement. Required rule 10b-10(a) information not contained herein will be provided on written request. Fidelity may use this free credit balance in connection with its business, subject to applicable law. **Assets Separate from Your Brokerage Account** Only securities in the margin portion of your brokerage account contribute to margin and maintenance requirements. Other Assets, which may be reported on your statement, including insurance products that are distributed by FBS and Fidelity Insurance Agency, Inc. and mutual fund only accounts held directly with the fund (Fidelity Mutual Fund Accounts) are not carried by NFS, not covered by the Securities Investor Protection Corporation (SIPC) and do not count toward your margin and maintenance requirements. Assets held in brokerage accounts managed by Fidelity Personal and Workplace Advisors LLC (FPWA) are carried by NFS and covered by SIPC but do not contribute to your margin and maintenance requirements. **Short Account Balances** Securities sold short are held in a segregated short account. These securities are marked-to-market for margin purposes, and any increase or decrease from the previous week's value is transferred weekly to your margin account. Fidelity represents your short account balance as of the last weekly mark-to-market, not as of the statement end date. **Information About Your Option Transactions** Each transaction confirmation previously delivered to you contains full information about commissions and other charges, and such information is available promptly upon request. Assignments of American and European-style options are allocated among customer short positions pursuant to a random allocation procedure, a description is available upon request. Short positions in American-style options are liable for assignment anytime. The writer of a European-style option is subject to exercise assignment only during the exercise period. For more information, please call Fidelity at 800-544-6666. **Equity Dividend Reinvestment** Shares credited to your account resulted from transactions by FBS acting as agent for your account, or the Depository Trust Company (DTC). **Price Information/Total Market Value** The Total Market Value has been calculated out to 9 decimal places but the individual unit price is displayed in 5 decimal places. The Total Market Value represents prices obtained from various sources, may be impacted by the frequency with which such prices are reported and such prices are not guaranteed. Prices received from pricing vendors are generally based on current market quotes, but when such quotes are not available the pricing vendors use a variety of techniques to estimate value. These estimates, particularly for fixed income securities, may be based on certain minimum principal amounts (e.g. \$1 million) and may not reflect all of the factors that affect the value of the security, including liquidity risk. In certain situations, a price may be derived from a single market participant, also known as a "single broker quote". The prices provided are not firm bids or offers. Certain securities may reflect as N/A or unavailable where the price for such security is generally not available from a pricing source. The Market Value of a security, including those priced at par value, may differ from its purchase price and may not closely reflect the

value at which the security may be sold or purchased based on various market factors. The sale or redemption of any fixed income security prior to maturity may result in a loss. Prices for Certificates of Deposits (CDs) on your statement are generally estimates and are not based on actual market prices. The secondary market for CDs is generally illiquid. You should always request a current valuation for your securities prior to making a financial decision or placing an order.

Executing Orders on the Floor of the NYSE The Floor broker may permit the Designated Market Maker to trade on parity with the order for some or all of the executions associated with filling that order, where such permission would not be inconsistent with the broker's best execution obligations.

SIPC Securities in accounts carried by NFS, a Fidelity Investments company, are protected in accordance with the SIPC up to \$500,000 (including cash claims limited to \$250,000). For details, including the SIPC brochure, please see www.sipc.org or call 1-202-371-8300. NFS has arranged for additional protection for cash and covered securities to supplement its SIPC coverage. Neither coverage protects against a decline in the market value of securities.

Fidelity Investments Fidelity Distributors Company LLC (FDC) is the distributor for Fidelity Funds with marketing and shareholder services provided by FBS or NFS. **Brokerage services are provided by FBS, which clears all transactions through its affiliate, NFS. NFS carries all brokerage accounts. FBS and NFS are members of the NYSE and SIPC.** Upon written request, Fidelity will mail an NFS financial statement, which is also available for inspection at its office. Fidelity Investments (with pyramid logo) is a trademark of FMR LLC.

FPWA Services Fidelity Go®, Fidelity Managed FidFoliosSM and Fidelity® Strategic Disciplines are advisory services offered by FPWA, a registered investment adviser. Fidelity® Strategic Disciplines includes the Breckinridge Intermediate Municipal Strategy, the Fidelity® Equity-Income Strategy, the Fidelity® Tax-Managed U.S. Equity Index Strategy, the Fidelity® U.S. Large Cap Equity Strategy, the Fidelity® International Equity Strategy, the Fidelity® Tax-Managed International Equity Index Strategy, the Fidelity® Intermediate Municipal Strategy and the Fidelity® Core Bond Strategy. Fidelity® Wealth Services are advisory services offered by FPWA or Fidelity Personal Trust Company, FSB (FPTC), a federal savings bank. Nondeposit investment products and trust services offered by FPTC and its affiliates are not insured or guaranteed by the Federal Deposit Insurance Corporation or any other government agency, are not obligations of any bank, and are subject to risk, including possible loss of principal. **These advisory services are provided for a fee.** FBS, NFS, FDC, FPWA and FPTC are direct or indirect subsidiaries of FMR LLC.

Miscellaneous Mutual fund shares, other securities held in your account, and insurance products are neither deposits nor obligations of, nor endorsed or guaranteed by, any bank or other depositing institution, nor are they federally insured by the FDIC or any other agency. If you request a reprint of your statement, the disclosure information may not be the same as the information originally provided. To confirm that an authorized, direct deposit has been made to your Fidelity Account or Fidelity Mutual Fund Account, call Fidelity at 1-800-544-5555.

588130.55.0

MR_CE_BNRQCWBBDJVMJ_BB888 20230331



This page intentionally left blank