

RELX INC. US SALARY INVESTMENT PLAN

RAYMOND F LOISEAU
9386 BOCA RIVER CIRCLE
BOCA RATON FL 33434

Statement Period: 01/01/2021 - 03/31/2021
Participant ID: 17118721
Plan: 150178-01
UNASSIGNED / DEFAULT

What is my account balance?

\$114,322.39

As of 03/31/2021

Where can I go for help?

Website: www.relx401kplans.com
Phone: 1-888-738-7359
TTY: 1-800-345-1833
Mail: Empower Retirement
P.O. Box 173764
Denver, CO 80217-3764

How has my account changed?

	<u>Employee</u>	<u>Employer</u>	<u>Total</u>
Balance as of December 31, 2020	\$70,505.24	\$35,858.20	\$106,363.44
Payroll Contributions	2,621.18	1,429.75	4,050.93
Change in Value	2,651.40	1,349.13	4,000.53
Expenses	-61.31	-31.20	-92.51
Balance as of March 31, 2021	\$75,716.51	\$38,605.88	\$114,322.39
Vested Balance as of March 31, 2021	\$75,716.51	\$38,605.88	\$114,322.39

Vesting information provided as of March 31, 2021



RELX INC. US SALARY INVESTMENT PLAN

RAYMOND F LOISEAU
17118721

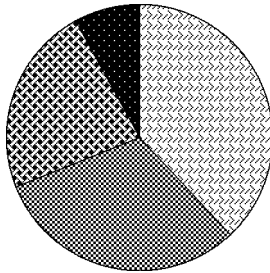
You are enrolled in Professional Management Program, the professional management service offered by Advised Assets Group, LLC. Any applicable fees for this service have been included as an expense on this statement. For specific questions on fees, please contact an investment advisor representative through your plan's customer service number.

The **How will my future contributions be invested?** section informs you where your future contributions will be directed. These allocations were chosen specifically for you by the Professional Management Program you are enrolled in at this time. You can view any transactions implemented by the service in your online investment account.

Under the **How is my account invested?** section, the allocation is based on the information provided to the service. If you have a change in circumstances, please contact an investment advisor representative through your plan's customer service number to update this information on your account.

Your Investment Advisor's Form ADV Parts 2A and 2B (the Brochure) are updated from time to time when material changes have occurred but at least annually. To request a copy of this disclosure statement at no charge, call us at your plan's customer service number or you may view the Brochure on your online retirement account.

How will my future contributions be invested?

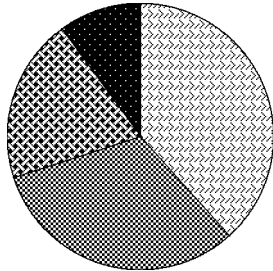






- 38% Large Cap Funds
 - 33% BlackRock Russell 1000(R) Index M
 - 5% Vanguard FTSE Social Index-Inst
- 31% International Funds
 - 31% BlackRock MSCI ACWI ex-U.S. Index M
- 23% Bond
 - 23% BlackRock US Debt Index M
- 8% Small Cap Funds
 - 8% BlackRock Russell 2000 Index-M

RELX INC. US SALARY INVESTMENT PLAN

RAYMOND F LOISEAU
17118721

How is my account invested?



-  38.33% Large Cap Funds
-  31.71% International Funds
-  19.86% Bond
-  10.1% Small Cap Funds

	<u>Beginning Balance</u>	<u>Deposits</u>	<u>Dividends /Change in Value</u>	<u>Transfers</u>	<u>Withdrawals /Expenses</u>	<u>Ending Balance</u>	<u>Ending Units/ Shares</u>
International Funds							
BlackRock MSCI ACWI ex-U.S. Index M	33,837.73	1,255.73	1,186.25		-29.52	36,250.19	2,500.823
Small Cap Funds							
BlackRock Russell 2000 Index-M	9,966.83	324.10	1,268.71		-9.37	11,550.27	375.689
Large Cap Funds							
BlackRock Russell 1000(R) Index M	35,054.33	1,336.83	2,091.78		-30.52	38,452.42	1,145.716
Vanguard FTSE Social Index-Inst	4,931.21	202.57	233.10		-4.25	5,362.63	194.157
Bond							
BlackRock US Debt Index M	22,573.34	931.70	-779.31		-18.85	22,706.88	1,793.733
Totals	106,363.44	4,050.93	4,000.53		-92.51	114,322.39	

How is my account being funded?

	<u>Beginning Balance</u>	<u>Deposits</u>	<u>Dividends /Change in Value</u>	<u>Withdrawals /Expenses /Transfers</u>	<u>Ending Balance</u>	<u>Percent Vested</u>	<u>Vested Balance</u>
Pretax	70,505.24	2,621.18	2,651.40	-61.31	75,716.51	100%	75,716.51
Co Match	35,858.20	1,429.75	1,349.13	-31.20	38,605.88	100%	38,605.88
Totals	106,363.44	4,050.93	4,000.53	-92.51	114,322.39		114,322.39

RELX INC. US SALARY INVESTMENT PLAN

RAYMOND F LOISEAU
17118721

What is my paycheck contribution information?

Before Tax 11%

Participants age 50 and older may make additional catch-up contributions of \$6,500 for 2021.

What activity took place this period?

	<u>Payroll Date</u>	<u>Effective Date</u>	<u>Dollar Amount</u>
Deposits/Contributions			
Payroll Contribution	Jan 12, 2021	Jan 19, 2021	635.68
Payroll Contribution	Jan 26, 2021	Feb 02, 2021	635.68
Payroll Contribution	Feb 09, 2021	Feb 16, 2021	635.68
Payroll Contribution	Feb 23, 2021	Mar 02, 2021	635.68
Payroll Contribution	Mar 09, 2021	Mar 16, 2021	856.97
Payroll Contribution	Mar 23, 2021	Mar 30, 2021	651.24
Total Deposits/Contributions			4,050.93

Expenses			
Advised Assets Group, LLC managed account service		Jan 07, 2021	-27.82
Participant Account Maintenance		Jan 12, 2021	-6.25
Advised Assets Group, LLC managed account service		Feb 08, 2021	-28.83
Advised Assets Group, LLC managed account service		Mar 08, 2021	-29.61
Total Expenses			-92.51

	<u>Effective Date</u>	<u>Dollar Amount</u>	<u>Investment Option</u>	<u># Units /Shares</u>	<u>Unit/Share Price</u>
Dividends/Capital Gains					
Dividend	Mar 19, 2021	12.69	Vanguard FTSE Social Index-Inst	0.466	27.220
Total Dividends/Capital Gains		12.69			

RELX INC. US SALARY INVESTMENT PLAN

RAYMOND F LOISEAU
17118721

Get the mobile app and connect to your plan whenever, wherever

View and manage your plan anywhere, anytime with the Empower Retirement app for your mobile device or Apple Watch(R).

The Empower Retirement app lets you:

- See your estimated monthly retirement income.
- Customize your retirement income goal.
- Check your contributions.
- Increase your contribution rate.
- View account balances and retirement income.
- Access balances by plan and by investment.

The app is available in the App Store(R) for iOS(R) or on Google Play(TM) for Android(TM). Just search for Empower Retirement and install the app today to start managing your retirement plan when you want, where you want.

iPhone, iPad, Apple Watch and App Store are trademarks of Apple Inc.

Android and Google Play are trademarks of Google LLC.

IMPORTANT: The projections, or other information generated on the website by the investment analysis tool regarding the likelihood of various investment outcomes, are hypothetical in nature, do not reflect actual investment results and are not guarantees of future results. The results may vary with each use and over time.

What is the rate of return on my retirement account(s)?

Period	Year To Date
<u>01/01/2021 - 03/31/2021</u>	<u>01/01/2021 - 03/31/2021</u>
3.62%	3.62%

Personalized performance information is provided to account holders as a general approximation of the overall recent performance of your account. It is calculated based on a formula which estimates the equivalent rate of return during the stated period, based on the opening balance, transaction activity including any applicable fees, and closing balance. Performance calculations will not include loan balance. Past performance is not a guarantee or prediction of future investment results.

How have the investments in my plan performed?

The Investment Code can be used when you request certain investment related transactions on the voice response system.

Performance data quoted represents past performance and is not a guarantee or prediction of future results. Investment returns and principal value of an investment will fluctuate so that, when redeemed, shares/units may be worth more or less than their original cost. Funds are subject to certain market risks. Current performance may be lower or higher than performance data shown. Performance for a share class before its inception is derived from the historical performance of the oldest share class. If the newer fund has lower expenses, the extended performance is not adjusted for the lower expenses; had it, returns would have been higher. For performance data current to the most recent month-end, please call 844-465-4455 or visit www.relx401kplans.com.

RELX INC. US SALARY INVESTMENT PLAN

RAYMOND F LOISEAU
17118721

How have the investments in my plan performed? (continued)

Investment Option	Investment Code	Average Annualized Total Return as of March 31, 2021					Inception /10 Year	Inception Date	Expense Ratio
		3 Month	YTD	1 Year	3 Year	5 Year			
Asset Allocation									
The Vanguard Target Retire Inc Trust I ^{1,5,6}	2780	.05	.05	17.07	7.12	6.44	5.74	Jun 2007	.09
The Vanguard Target Retire 2015 Trust I ^{1,5,6}	2782	.32	.32	19.63	7.48	7.52	6.80	Jun 2007	.09
The Vanguard Target Retire 2020 Trust I ^{1,5,6}	2783	1.27	1.27	27.18	8.79	8.99	7.76	Jun 2007	.09
The Vanguard Target Retire 2025 Trust I ^{1,5,6}	2784	1.85	1.85	32.64	9.72	10.04	8.41	Jun 2007	.09
The Vanguard Target Retire 2030 Trust I ^{1,5,6}	2785	2.47	2.47	37.18	10.34	10.85	8.92	Jun 2007	.09
The Vanguard Target Retire 2035 Trust I ^{1,5,6}	2786	3.14	3.14	41.90	10.95	11.66	9.43	Jun 2007	.09
The Vanguard Target Retire 2040 Trust I ^{1,5,6}	2787	3.79	3.79	46.66	11.51	12.44	9.89	Jun 2007	.09
The Vanguard Target Retire 2045 Trust I ^{1,5,6}	2788	4.48	4.48	51.52	12.08	12.95	10.13	Jun 2007	.09
The Vanguard Target Retire 2050 Trust I ^{1,5,6}	2789	4.55	4.55	51.85	12.16	13.00	10.16	Jun 2007	.09
The Vanguard Target Retire 2055 Trust I ^{1,5,6}	2790	4.55	4.55	51.83	12.16	13.00	10.16	Oct 2010	.07
The Vanguard Target Retire 2060 Trust I ^{1,5,6}	2791	4.58	4.58	51.88	12.19	13.02	10.96	Mar 2012	.07
The Vanguard Target Retire 2065 Trust I ^{1,5,6}	7389	4.56	4.56	51.92	12.21	N/A	13.15	Jul 2017	.07
International Funds									
American Funds New Perspective R6 ^{2,5}	1854	2.26	2.26	67.29	18.16	17.95	12.83	May 2009	.42
BlackRock MSCI ACWI ex-U.S. Index M ^{2,5,6}	3101	3.54	3.54	49.75	6.65	10.04	5.87	Sep 2014	.07
MFS(R) International Equity CIT -CI4 ^{2,5,6}	3108	1.20	1.20	40.78	9.47	11.26	7.25	Apr 2015	.59
Templeton International Smaller Co CF ^{2,5,6}	3113	5.48	5.48	68.37	4.79	9.45	7.27	Apr 2001	.95
Small Cap Funds									
BlackRock Russell 2000 Index-M ^{3,6}	3152	12.73	12.73	95.04	14.86	16.50	11.84	Dec 1997	.03
Boston Trust Walden Small Cap CIT ^{3,5,6}	9312	11.53	11.53	66.11	N/A	N/A	17.14	Mar 2019	.72
Large Cap Funds									
BlackRock Russell 1000(R) Index M ⁶	3102	5.91	5.91	60.57	17.32	16.67	15.72	Dec 2012	.02
T Rowe Price Blue Chip Growth Trust-T4 ^{5,6}	3824	.60	.60	55.93	19.53	21.48	17.34	Mar 2011	.40
Vanguard FTSE Social Index-Inst ⁵	3828	4.68	4.68	60.42	18.74	18.07	15.16	Jan 2003	.12
Bond									
BlackRock Total Return Bond Fund T ^{6,7}	7751	-3.00	-3.00	5.99	5.45	N/A	4.47	Dec 2016	.22
BlackRock US Debt Index M ^{6,7}	7605	-3.40	-3.40	.80	4.70	3.15	2.75	Jul 2012	.03
Vanguard Shrt-Term Infl-Prot Sec Idx Ins ^{5,7}	5825	1.08	1.08	6.86	3.75	2.63	1.49	Oct 2012	.04
Stable Value									
T Rowe Price Stable Value Common Trst N ^{4,5,6}	7991	.46	.46	2.06	2.20	2.10	2.22	Sep 1988	.20
T Rowe Price Stable Value Common Class Q ^{5,6}	9494	.46	.46	2.09	2.23	2.12	2.25	Dec 2020	.18

On occasion, the name and/or objective of an investment may change. Investment decisions should not be based solely on the performance data contained herein. Although data is gathered from reliable sources, the completeness or accuracy of the data cannot be guaranteed.

Returns reflect deduction of fund operating expenses. Your Plan may also assess administrative fees which would reduce the results shown above.

Funds may impose redemption fees and/or transfer restrictions if assets are held for less than the published holding period.

Expense ratios shown on participant and plan level statements are gross expense ratios and do not include any applicable fee waivers or expense reimbursements, as do net expense ratios. The expense ratios may be based on a prior reporting period than those shown on the Plan's investment performance report. For the most current expense ratios, including the net expense ratios, please visit www.relx401kplans.com and review the investment performance report.

RELX INC. US SALARY INVESTMENT PLAN

RAYMOND F LOISEAU
17118721

How have the investments in my plan performed? (continued)

Securities available through Empower Brokerage are offered by GWFS Equities, Inc., member FINRA/SIPC, a wholly owned subsidiary of Great-West Life & Annuity Insurance Company. Clearing, settlement, custody, and other brokerage services are provided by Pershing LLC, member FINRA/NYSE/SIPC. Pershing LLC is a wholly owned subsidiary of The Bank of New York Mellon Corporation. Additional information may be obtained by calling 877-788-6261. GWFS Equities, Inc. and Pershing, LLC are separate and unaffiliated brokerage firms. Accounts are subject to review and approval of GWFS Equities, Inc.

For information related to investments in your Self-Directed Brokerage (SDB) account, contact Empower Brokerage through your plans website or 866-997-3457.

You may receive a separate statement from your Self-Directed Brokerage Account (SDBA) provider (depending on the provider and/or the activity within your SDBA) that will detail the investment holdings and activity within your SDBA, including any fees and charges imposed in connection with the SDBA.

A ticker symbol is not available for those funds that are exempt from SEC registration.

¹ Asset allocation funds may be subject to operating expenses for the fund and for each underlying fund.

² Foreign securities involve risks, such as currency fluctuations, economic changes and political developments. These risks may be heightened in emerging markets, which may also experience liquidity risk.

³ Securities of small and mid-size companies may be more volatile than those of larger, more established companies.

⁴ This investment option is no longer available.

⁵ Where data obtained from Morningstar, (C)2020 Morningstar, Inc. All rights reserved. The data: (1) is proprietary to Morningstar and/or its content providers; (2) may not be copied or distributed and (3) is not warranted to be accurate, complete or timely. Neither Morningstar nor its content providers are responsible for any damages or losses arising from any use of this information.

⁶ A collective fund is not a mutual fund and is exempt from SEC registration. Designed for and exclusively sold to qualified retirement plans and their participants, the funds are not available to individual retail investors.

⁷ Bond prices generally fall when interest rates rise (and vice versa) and are subject to risks including changes in credit quality, market valuations, inflation, liquidity, and default. High-yield bonds have a greater risk of default.

This statement confirms transactions during the stated time period. You have an obligation to review all of the information carefully to confirm that we have acted on your instructions properly. You must notify Empower Retirement of any error within this statement as soon as possible. The actual benefits payable will be determined by the plan document that governs the operations of your plan. If you have any questions, inquiries or complaints concerning your benefits, please contact Empower Retirement.

Some of the plan's administrative expenses for the preceding quarter may have been paid from the total annual operating expenses (investment expenses) of one or more of the plan's investment options.

Representatives of Empower Retirement do not offer or provide investment, fiduciary, financial, legal or tax advice or act in a fiduciary capacity for any client unless explicitly described in writing. Please consult with your investment advisor, attorney and/or tax advisor as needed.

Securities offered and/or distributed by GWFS Equities, Inc., Member FINRA/SIPC. GWFS is an affiliate of Empower Retirement, LLC; Great-West Funds, Inc.; and registered investment adviser, Advised Assets Group, LLC.

RELX INC. US SALARY INVESTMENT PLAN

RAYMOND F LOISEAU
17118721

-----An Important Message about Investing for Retirement & Diversification-----

To help achieve long-term retirement security, you should give careful consideration to the benefits of a well-balanced and diversified investment portfolio. Spreading your assets among different types of investments may help you achieve a favorable rate of return, while minimizing your overall risk of losing money. This is because market or other economic conditions that cause one category of assets, or one particular security, to perform very well may cause another asset category, or another particular security, to perform poorly. If you invest more than 20% of your retirement savings in any one company or industry, your savings may not be properly diversified. Although diversification is not a guarantee against loss, it is an effective strategy to help you manage investment risk. In deciding how to invest your retirement savings, you should take into account all of your assets, including any retirement savings outside of the Plan. No single approach is right for everyone because, among other factors, individuals have different financial goals, different time horizons for meeting their goals, and different risk tolerances. It is also important to periodically review your investment portfolio, your investment objectives, and the investment options under the Plan to help ensure that your retirement savings will meet your retirement goals. Visit the Department of Labor website at www.dol.gov/agencies/ebsa/laws-and-regulations/laws/pension-protection-act/investing-and-diversification for more information on individual investing and diversification.

-----An Important Message about Market Timing / Excessive Trading-----

Pursuant to SEC rules, fund companies are required to enter into agreements with intermediaries to provide fund companies with the ability to identify and enforce restrictions on participants engaging in market timing or excessive trading (prohibited trading), as defined by the fund companies. Participants engaging in prohibited trading will receive a warning and, if the prohibited trading continues, will be restricted from transferring into the identified fund(s) for a specific time period determined by the fund company. Some fund companies may restrict participants immediately, without warning when prohibited trading is identified. At the end of the restriction period, the participant will be automatically allowed to resume transfers into the identified fund(s). Transfers out of the identified fund (s) will not be restricted.

----- An Important Message about your Benefit Information -----

This benefit statement provides your vested benefit payable under the plan as of the end of the statement period. If you are terminated and eligible for a distribution, you may obtain more detailed information about your distribution options for these amounts by accessing your plan's Website or reviewing your Summary Plan Description (SPD). The amount eligible for a distribution in a lump sum may vary from the amount shown on this statement due to investment gains and/or losses that occur after the statement period end date. If you have any questions concerning your benefits, please contact the Service Center.