



Physician Savings Plan

Online Statement of Account: 01/01/2024 - 03/08/2024

Account Summary

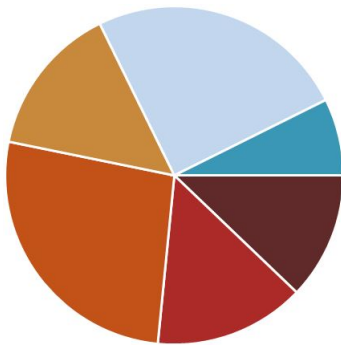
Beginning Value (as of 01/01/2024)	\$72,559.28
Withdrawals	-\$31,935.90
Market Fluctuation	\$2,953.40
Ending Value (as of 03/08/2024)	\$43,576.78
Vested Balance	\$43,576.77

Personal Information

Name:	Luis A De La Cruz
Address:	8215 SW 72nd Ave, Apt 805
City, State, Zip:	Miami, FL 33143 USA

Asset Allocation

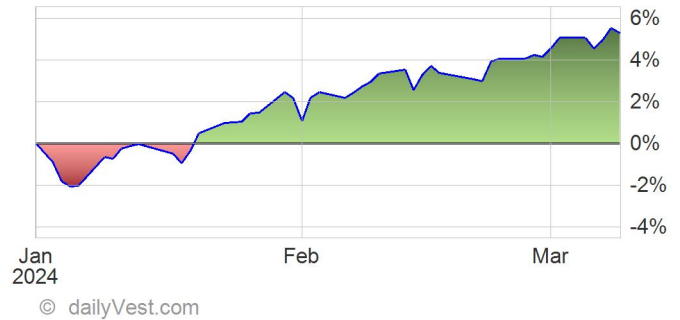
for ALL FUNDS as of 03/08/2024



Allocation	Name	Balance
12.1%	Intermediate Core Bond	\$5,291.89
14.4%	Intermediate Core-Plus Bond	\$6,287.13
26.6%	Large Blend	\$11,603.79
14.5%	Large Growth	\$6,330.13
24.9%	Mid-Cap Blend	\$10,855.49
7.4%	Money Market-Taxable	\$3,208.35
	TOTAL	\$43,576.78

Personal Cumulative Returns

for ALL FUNDS as of 03/08/2024



Cumulative personal rate of return during period: 5.29%

Activity by Fund

Name	Beginning Value	Withdrawals	Market Change	Ending Value	Ending Units
DFA Inflation-Protected Securities Instl	\$1,951.18	-\$1,965.59	\$14.41	\$0.00	0
Fidelity 500 Index	\$12,392.95	-\$1,668.92	\$879.76	\$11,603.79	65.091
Fidelity Extended Market Index	\$10,387.10	\$0.00	\$468.39	\$10,855.49	133.066
Fidelity U.S. Bond Index	\$6,757.97	-\$1,449.79	-\$16.29	\$5,291.89	512.283
Fidelity Small Cap Growth K6	\$4,430.37	-\$4,533.27	\$102.90	\$0.00	0
Fidelity Total International Index	\$1,517.96	-\$1,505.26	-\$12.70	\$0.00	0
Prudential Core Plus Bond Fund 5	\$7,735.19	-\$1,476.40	\$28.34	\$6,287.13	34.734
T. Rowe Price Large-Cap Growth I	\$21,204.77	-\$16,320.28	\$1,445.64	\$6,330.13	86.857

Physician Savings Plan

Online Statement of Account: 01/01/2024 - 03/08/2024

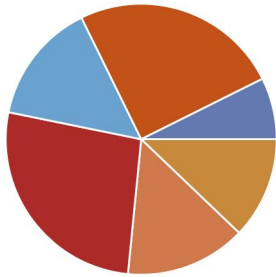
Luis A De La Cruz

Name	Beginning Value	Withdrawals	Market Change	Ending Value	Ending Units
Vanguard Target Retire Trust Plus Income	\$3,002.11	-\$3,016.39	\$14.28	\$0.00	0
Vanguard Treasury Money Market Inv	\$3,179.68	\$0.00	\$28.67	\$3,208.35	3,208.350
TOTALS	\$72,559.28	-\$31,935.90	\$2,953.40	\$43,576.78	

Account Activity


Name	Beginning Value	Withdrawals	Market Change	Ending Value	Vested Balance
2019 Account	\$41,634.36	\$0.00	\$1,942.42	\$43,576.78	\$43,576.77
2021 Account	\$30,924.92	-\$31,935.90	\$1,010.98	\$0.00	
TOTALS	\$72,559.28	-\$31,935.90	\$2,953.40	\$43,576.78	\$43,576.77

Investment Allocation Grouped by Asset Class



Ending Balance		Investments Grouped by Asset Class	
\$5,291.89	12.1%	Intermediate Core Bond	
		● Fidelity U.S. Bond Index	
\$6,287.13	14.4%	Intermediate Core-Plus Bond	
		● Prudential Core Plus Bond Fund 5	
\$11,603.79	26.6%	Large Blend	
		● Fidelity 500 Index	
\$6,330.13	14.5%	Large Growth	
		● T. Rowe Price Large-Cap Growth I	
\$10,855.49	24.9%	Mid-Cap Blend	
		● Fidelity Extended Market Index	
\$3,208.35	7.4%	Money Market-Taxable	
		● Vanguard Treasury Money Market Inv	
	100.0%	Total as of 03/08/2024	

Contribution Allocation



Ending Balance		Sub-Account	Report Period Contributions
\$43,576.78	100.0%	● 2019 Account	\$0.00
	100.0%	Total as of 03/08/2024	\$0.00

Physician Savings Plan

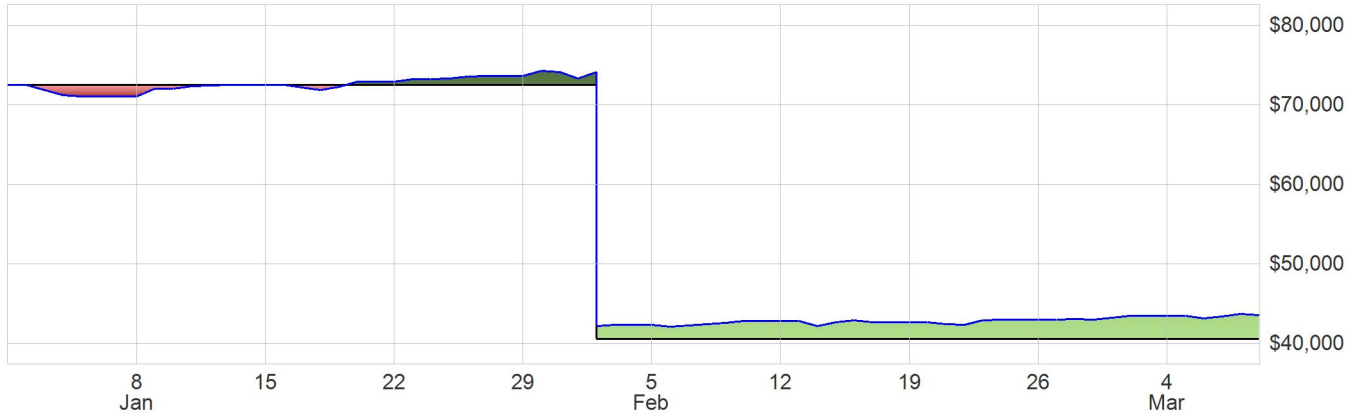
Online Statement of Account: 01/01/2024 - 03/08/2024

Luis A De La Cruz

A Closer Look at Your Performance

Total Investment ● vs. Account Value ●

for ALL FUNDS throughout the statement period 01/01/2024 - 03/08/2024



Total net deferrals made during statement period: **-\$31,935.90**. Change in market value over this period: **-\$28,982.49**.

Monthly, Quarterly and Annual Personal Rates of Return

for ALL FUNDS throughout the statement period 01/01/2024 - 03/08/2024

Year	YTD	Jan	Feb	Mar	Apr	May	Jun	Jul	Aug	Sep	Oct	Nov	Dec
2024	5.3%	1.1%	4.3%	n/a	n/a	n/a	n/a	n/a	n/a	n/a	n/a	n/a	n/a
		Q1 n/a			Q2 n/a			Q3 n/a			Q4 n/a		

Cumulative personal rate of return during period: 5.29%

Personal Performance at the Fund Level

for ALL FUNDS throughout the statement period 01/01/2024 - 03/08/2024

As of Date / Period:	Last month 02/01/2024 - 02/29/2024	Last quarter 10/01/2023 - 12/31/2023	Year to date 01/01/2024 - 03/08/2024	1 year 03/09/2023 - 03/08/2024	3 years 03/09/2021 - 03/08/2024	All 01/01/2024 - 03/08/2024
Fidelity 500 Index	5.51%	n/a	7.63%	n/a	n/a	7.63%
Fidelity Extended Market Index	6.04%	n/a	4.51%	n/a	n/a	4.51%
Fidelity U.S. Bond Index	-1.33%	n/a	-0.27%	n/a	n/a	-0.27%
Prudential Core Plus Bond Fund 5	-0.92%	n/a	0.41%	n/a	n/a	0.41%
T. Rowe Price Large-Cap Growth I	9.62%	n/a	11.31%	n/a	n/a	11.31%
Vanguard Treasury Money Market Inv	0.42%	n/a	0.9%	n/a	n/a	0.9%
TOTAL	4.32%	n/a	5.29%	n/a	n/a	5.29%

Physician Savings Plan

Online Statement of Account: 01/01/2024 - 03/08/2024

Luis A De La Cruz

ADDITIONAL STATEMENT DETAILS

ACCOUNT ACTIVITY BY FUND: for the Sub-Account "2018 Account"

Name	Beginning Value	Market Change	Ending Value	Ending Units
TOTALS	\$0.00	\$0.00	\$0.00	

INVESTMENT ALLOCATION GROUPED BY ASSET CLASS: for the Sub-Account "2018 Account"

Ending Balance		Investments Grouped by Asset Class	Current Investment Elections
\$0.00	0.0%	Intermediate Core-Plus Bond (0.0%) ● Prudential Core Plus Bond Fund 5	10.0%
\$0.00	0.0%	Large Blend (0.0%) ● Fidelity 500 Index	25.0%
\$0.00	0.0%	Large Growth (0.0%) ● T. Rowe Price Large-Cap Growth I	25.0%
\$0.00	0.0%	Large Value (0.0%) ● Dodge & Cox Stock I	15.0%
\$0.00	0.0%	Small Growth (0.0%) ● Fidelity □ Small Cap Growth K6	25.0%
	100.0%	Total as of 03/08/2024	100.0%

ACCOUNT ACTIVITY BY FUND: for the Sub-Account "2016 Account"

Name	Beginning Value	Market Change	Ending Value	Ending Units
TOTALS	\$0.00	\$0.00	\$0.00	

INVESTMENT ALLOCATION GROUPED BY ASSET CLASS: for the Sub-Account "2016 Account"

Ending Balance		Investments Grouped by Asset Class	Current Investment Elections
\$0.00	0.0%	Large Blend (0.0%) ● Fidelity 500 Index	25.0%
\$0.00	0.0%	Small Growth (0.0%) ● Fidelity □ Small Cap Growth K6	25.0%
	100.0%	Total as of 03/08/2024	100.0%

ACCOUNT ACTIVITY BY FUND: for the Sub-Account "2017 Account"

Name	Beginning Value	Market Change	Ending Value	Ending Units
------	-----------------	---------------	--------------	--------------

Physician Savings Plan

Online Statement of Account: 01/01/2024 - 03/08/2024

Luis A De La Cruz

Name	Beginning Value	Market Change	Ending Value	Ending Units
TOTALS	\$0.00	\$0.00	\$0.00	

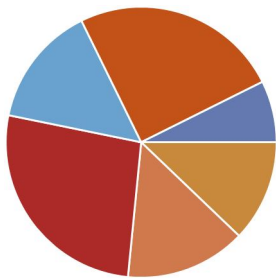
INVESTMENT ALLOCATION GROUPED BY ASSET CLASS: for the Sub-Account "2017 Account"

Ending Balance		Investments Grouped by Asset Class	Current Investment Elections
\$0.00	0.0%	Large Blend (0.0%) ● Fidelity 500 Index	25.0%
\$0.00	0.0%	Small Growth (0.0%) ● Fidelity □ Small Cap Growth K6	25.0%
	100.0%	Total as of 03/08/2024	100.0%

ACCOUNT ACTIVITY BY FUND: for the Sub-Account "2019 Account"

Name	Beginning Value	Market Change	Ending Value	Ending Units
Fidelity 500 Index	\$10,771.92	\$831.87	\$11,603.79	65.091
Fidelity Extended Market Index	\$10,387.10	\$468.39	\$10,855.49	133.066
Fidelity U.S. Bond Index	\$5,313.83	-\$21.94	\$5,291.89	512.283
Prudential Core Plus Bond Fund 5	\$6,268.38	\$18.75	\$6,287.13	34.734
T. Rowe Price Large-Cap Growth I	\$5,713.45	\$616.68	\$6,330.13	86.857
Vanguard Treasury Money Market Inv	\$3,179.68	\$28.67	\$3,208.35	3,208.350
TOTALS	\$41,634.36	\$1,942.42	\$43,576.78	

INVESTMENT ALLOCATION GROUPED BY ASSET CLASS: for the Sub-Account "2019 Account"



Ending Balance		Investments Grouped by Asset Class	Current Investment Elections
\$5,291.89	12.1%	Intermediate Core Bond (12.1%) ● Fidelity U.S. Bond Index	20.0%
\$6,287.13	14.4%	Intermediate Core-Plus Bond (14.4%) ● Prudential Core Plus Bond Fund 5	20.0%
\$11,603.79	26.6%	Large Blend (26.6%) ● Fidelity 500 Index	20.0%
\$6,330.13	14.5%	Large Growth (14.5%) ● T. Rowe Price Large-Cap Growth I	10.0%
\$10,855.49	24.9%	Mid-Cap Blend (24.9%) ● Fidelity Extended Market Index	20.0%
\$3,208.35	7.4%	Money Market-Taxable (7.4%) ● Vanguard Treasury Money Market Inv	10.0%
	100.0%	Total as of 03/08/2024	100.0%

ACCOUNT ACTIVITY BY FUND: for the Sub-Account "2020 Account"

Name	Beginning Value	Market Change	Ending Value	Ending Units
------	-----------------	---------------	--------------	--------------

Physician Savings Plan

Online Statement of Account: 01/01/2024 - 03/08/2024

Luis A De La Cruz

Name	Beginning Value	Market Change	Ending Value	Ending Units
TOTALS	\$0.00	\$0.00	\$0.00	

INVESTMENT ALLOCATION GROUPED BY ASSET CLASS: for the Sub-Account "2020 Account"

Ending Balance		Investments Grouped by Asset Class	Current Investment Elections
\$0.00	0.0%	Intermediate Core-Plus Bond (0.0%) ● Prudential Core Plus Bond Fund 5	15.0%
\$0.00	0.0%	Large Blend (0.0%) ● Fidelity 500 Index	55.0%
\$0.00	0.0%	Large Growth (0.0%) ● T. Rowe Price Large-Cap Growth I	10.0%
\$0.00	0.0%	Mid-Cap Blend (0.0%) ● Fidelity Extended Market Index	20.0%
	100.0%	Total as of 03/08/2024	100.0%

ACCOUNT ACTIVITY BY FUND: for the Sub-Account "2021 Account"

Name	Beginning Value	Withdrawals	Market Change	Ending Value	Ending Units
DFA Inflation-Protected Securities Instl	\$1,951.18	-\$1,965.59	\$14.41	\$0.00	0
Fidelity 500 Index	\$1,621.03	-\$1,668.92	\$47.89	\$0.00	0
Fidelity U.S. Bond Index	\$1,444.14	-\$1,449.79	\$5.65	\$0.00	0
Fidelity Small Cap Growth K6	\$4,430.37	-\$4,533.27	\$102.90	\$0.00	0
Fidelity Total International Index	\$1,517.96	-\$1,505.26	-\$12.70	\$0.00	0
Prudential Core Plus Bond Fund 5	\$1,466.81	-\$1,476.40	\$9.59	\$0.00	0
T. Rowe Price Large-Cap Growth I	\$15,491.32	-\$16,320.28	\$828.96	\$0.00	0
Vanguard Target Retire Trust Plus Income	\$3,002.11	-\$3,016.39	\$14.28	\$0.00	0
TOTALS	\$30,924.92	-\$31,935.90	\$1,010.98	\$0.00	

INVESTMENT ALLOCATION GROUPED BY ASSET CLASS: for the Sub-Account "2021 Account"

Ending Balance		Investments Grouped by Asset Class	Current Investment Elections
\$0.00	0.0%	Foreign Large Blend ● Fidelity Total International Index	5.0%
\$0.00	0.0%	Inflation-Protected Bond ● DFA Inflation-Protected Securities Instl	7.0%
\$0.00	0.0%	Intermediate Core Bond ● Fidelity U.S. Bond Index	5.0%
\$0.00	0.0%	Intermediate Core-Plus Bond ● Prudential Core Plus Bond Fund 5	5.0%
\$0.00	0.0%	Large Blend ● Fidelity 500 Index	5.0%
\$0.00	0.0%	Large Growth	48.0%

Physician Savings Plan

Online Statement of Account: 01/01/2024 - 03/08/2024

Luis A De La Cruz

Ending Balance		Investments Grouped by Asset Class	Current Investment Elections
		● T. Rowe Price Large-Cap Growth I	
		Small Growth	
\$0.00	0.0%	● Fidelity □ Small Cap Growth K6	15.0%
		Target-Date Retirement	
\$0.00	0.0%	● Vanguard Target Retire Trust Plus Income	10.0%
	100.0%	Total as of 03/08/2024	100.0%

The figures and balances contained within this electronically generated statement are based on the most up to date information currently available. Historical balances, including beginning and ending balances, investment gain or loss, and personal rate of return figures may vary when compared to historical statements found in the statement archive section of the website.