



Statement Period  
**March 01 - March 31, 2023**

Account Number  
**995-51380**

## Investment Statement

17264 BDS 079 021 09023 - NNNNNNNNNNNN

**JOSHUA HINKLE ROTH IRA R/O**  
 JPMS LLC CUST.  
 1178 SW 57TH ST  
 CAPE CORAL FL 33914-8012

### Account Value with Accruals

Account Description	Previous Period	This Period
Retirement Brokerage	58,894.45	61,897.04
<b>ACCOUNT VALUE <sup>3</sup></b>	<b>\$58,894.45</b>	<b>\$61,897.04</b>

See page 3 for footnotes and more detail.

### Questions?

For Full Service Accounts, Call Investment Representative

(561) 395 1549 James Reeves

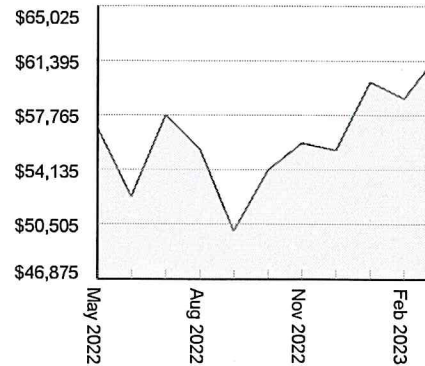
### Customer Service

(800) 392 5749  
**Branch Address**  
 240 E. Palmetto Park Rd.  
 Boca Raton, FL, 33432

www.chase.com

More contact information on page 13

Account Value with Accruals  
 (May 2022 to March 2023)



If you have any questions about your statement or concerns about your account, please call us at the toll free number provided above.

INVESTMENT AND INSURANCE PRODUCTS ARE: • NOT FDIC INSURED • NOT INSURED BY ANY FEDERAL GOVERNMENT AGENCY  
 • NOT A DEPOSIT OR OTHER OBLIGATION OF, OR GUARANTEED BY, JPMORGAN CHASE BANK, N.A. OR ANY OF ITS AFFILIATES  
 • SUBJECT TO INVESTMENT RISKS, INCLUDING POSSIBLE LOSS OF THE PRINCIPAL AMOUNT INVESTED


Account is held at J.P. Morgan Securities LLC (JPMS), member Financial Industry Regulatory Authority (FINRA) and Securities Investor Protection Corporation (SIPC). **This statement summary is provided for convenience purposes only.** For information about your JPMS account(s), please refer to your official JPMS account statement(s), which follows this statement summary. **Neither this statement summary nor your official JPMS account statement(s) should be used for tax reporting purposes.**

STATEMENT SUMMARY

RETIREMENT BROKERAGE

IMPORTANT INFORMATION

This page is intentionally left blank.





Statement Period  
**March 01 - March 31, 2023**

Last Statement: February 28, 2023

Account Number  
**995-51380**

JOSHUA HINKLE ROTH IRA R/O  
 JPMS LLC CUST.  
 1178 SW 57TH ST  
 CAPE CORAL FL 33914-8012

Account Value With Accruals: **\$61,897.04**

**Account Activity Summary**

**IRA ROTH ROLLOVER**

Deposits and Withdrawals may differ from your Retirement Contributions and Distributions. See details on the next page.

Description	This Period	Year-to-Date
<b>Beginning Account Value</b>	<b>\$58,894.45</b>	<b>\$55,421.95</b>
Deposits (Cash & Securities)	0.00	0.00
Withdrawals (Cash & Securities)	0.00	0.00
<b>Net Deposits / Withdrawals</b>	<b>\$0.00</b>	<b>\$0.00</b>
Income (Posted to your account)	14.95	221.01
Fees <sup>1</sup>	0.00	0.00
Change In Investment Value	2,987.64	6,254.08
<b>ENDING ACCOUNT VALUE <sup>3</sup></b>	<b>\$61,897.04</b>	<b>\$61,897.04</b>
Net Accrued Income	0.00	0.00
<b>Account Value With Accruals</b>	<b>\$61,897.04</b>	<b>\$61,897.04</b>

<sup>1</sup> Account fees, management fees, and debit interest are included. Trade related fees charged by brokers and commissions impact the total cost or proceeds of your trades and are not included here.

<sup>3</sup> Important information regarding Alternative Assets including pricing and source of valuations is provided in the "Messages" section of Important Information.

Month End Closing Method: First In, First Out (FIFO)

Your Broker/Dealer is J.P. MORGAN SECURITIES LLC, 4 Chase Metrotech Center, Brooklyn, New York 11245-0001

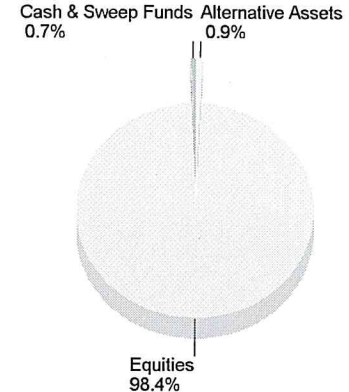
INVESTMENT AND INSURANCE PRODUCTS ARE: • NOT FDIC INSURED • NOT INSURED BY ANY FEDERAL GOVERNMENT AGENCY  
 • NOT A DEPOSIT OR OTHER OBLIGATION OF, OR GUARANTEED BY, JPMORGAN CHASE BANK, N.A. OR ANY OF ITS AFFILIATES  
 • SUBJECT TO INVESTMENT RISKS, INCLUDING POSSIBLE LOSS OF THE PRINCIPAL AMOUNT INVESTED

J.P. Morgan Wealth Management is a business of JPMorgan Chase & Co., which offers investment products and services through J.P. Morgan Securities LLC (JPMS), a registered broker-dealer and investment advisor, member FINRA and SIPC. Annuities are made available through Chase Insurance Agency, Inc. (CIA), a licensed insurance agency, doing business as Chase Insurance Agency Services, Inc. in Florida. Certain custody and other services are provided by JPMorgan Chase Bank, N.A. (JPMCB). JPMS, CIA and JPMCB are affiliated companies under the common control of JPMorgan Chase & Co. Products not available in all states. For information about your account, please refer to your official JPMS account statement which should not be used for tax reporting purposes. Please read the important disclosures at the end of the statement. For questions, please call (800) 392 5749.

**Asset Allocation Summary**

Description	Market Value Previous Period	Market Value This Period	Total Change (\$)
Cash & Sweep Funds	452.12	452.12	0.00
Equities	57,932.99	60,895.26	2,962.27
Alternative Assets	509.34	549.66	40.32
<b>TOTAL ACCOUNT VALUE</b>	<b>\$58,894.45</b>	<b>\$61,897.04</b>	<b>\$3,002.59</b>

**Asset Allocation**



The allocation percentage is derived from net positive market values only.

**Retirement Contribution and Distribution Summary**

Description	Tax Year 2022 (Year-to-Date)	Tax Year 2023 (Year-to-Date)
Contributions	3,930.00	0.00
Rollovers	0.00	0.00
Distributions	0.00	0.00
Federal Tax Withheld	0.00	0.00
State Tax Withheld	0.00	0.00

**Assets and Liabilities Summary**

Description	Previous Period	This Period
Long Cash and Sweep Funds	452.12	452.12
Long Market Value	58,442.33	61,444.92
<b>Total Assets</b>	<b>\$58,894.45</b>	<b>\$61,897.04</b>
<b>Total Liabilities</b>	<b>\$0.00</b>	<b>\$0.00</b>
<b>TOTAL ACCOUNT VALUE</b>	<b>\$58,894.45</b>	<b>\$61,897.04</b>
<b>Total Account Value with Accruals</b>	<b>\$58,894.45</b>	<b>\$61,897.04</b>

**Income Summary**

Description	This Period	Year-to-Date
Dividends	14.95	220.99
Interest	0.00	0.02
<b>Total Income from Taxable Investments</b>	<b>\$14.95</b>	<b>\$221.01</b>
<b>Total Income from Non-Taxable Investments</b>	<b>\$0.00</b>	<b>\$0.00</b>
<b>TOTAL INCOME</b>	<b>\$14.95</b>	<b>\$221.01</b>

Taxable and Non-taxable income classifications are based on the characteristics of the underlying securities and not the taxable status of the account.

**Unrealized Gain / Loss Summary**

Description	This Period
Short-Term Gain	412.62
<b>Short-Term Net Gain / Loss</b>	<b>\$412.62</b>
Long-Term Gain	15,783.78
Long-Term Loss	(1,239.68)
<b>Long-Term Net Gain / Loss</b>	<b>\$14,544.10</b>
<b>TOTAL UNREALIZED GAIN / LOSS</b>	<b>\$14,956.72</b>

Unrealized Gain / Loss represents Gain / Loss data since the date of acquisition.

**Holdings**

The total cost basis for each security position and the unrealized gain/loss are provided solely for your convenience and may not be used for tax purposes or otherwise relied upon. If you have questions related to the tax treatment of your investments, please consult your tax advisor. Unrealized gain/loss total reflects only those positions for which a cost basis is available or has been provided. J.P. Morgan has not, and cannot, validate the cost basis of positions reported by you or your agent, and are displayed solely for your convenience. Information on this statement related to cost and gain/loss calculations does not include adjustments for wash sales that may have occurred on transactions pending settlement. These wash sale adjustments, if any, will be reflected on your next statement.

**CASH & SWEEP FUNDS**

Description	Acquisition Date	Quantity	Price	Market Value	Unit Cost	Cost Basis	Unrealized Gain/Loss	Est. Accrued Inc. Est. Annual Inc.
<b>CHASE IRA DEPOSIT SWEEP</b>		452.12	1	<b>452.12</b>				--
JPMORGAN CHASE BANK NA EST. 30 DAY AVG YIELD 0.01% AMT DEPOSITED FDIC INSURED SUBJECT TO APPLICABLE LIMITS NOT COVERED BY SIPC Symbol: QDERQ								--
<b>TOTAL CASH &amp; SWEEP FUNDS</b>				<b>\$452.12</b>				--

**EQUITIES**

Description	Acquisition Date	Quantity	Price	Market Value	Unit Cost	Cost Basis	Unrealized Gain/Loss	Est. Accrued Inc. Est. Annual Inc.
<b>AMAZON.COM INC</b>	25 Oct 2019	20	103.29	<b>2,065.80</b>	85.61	1,712.20	353.60	--
Dividend Reinvested Symbol: AMZN	N						LT	--
<b>APPLE INC</b>		*70.31341	164.9	<b>11,594.68</b>	64.49	4,534.82	7,059.86	--
Dividend Reinvested EST YIELD: 0.56% Symbol: AAPL	Long Term Short Term	70 0.31341		11,543.00 51.68	64.09 154.33	4,486.45 48.37	7,056.55 3.31	LT ST

\* A large number of tax lots exist for the securities denoted with an asterisk. Individual tax lots are available by calling the appropriate number on the front of this statement.

See additional footnotes on the last page of the Holdings section.

Please read the important disclosures at the end of the statement. For questions, please contact us using the information provided on the front of this statement.

EQUITIES (continued)

Description	Acquisition Date		Quantity	Price	Market Value	Unit Cost	Cost Basis	Unrealized Gain/Loss		Est. Accrued Inc. Est. Annual Inc.
<b>AT&amp;T INC</b>			*44.89015	19.25	<b>864.14</b>	22.05	989.85	(125.71)		--
Dividend Reinvested EST										49.83
YIELD: 5.77%	Long Term	N	43		327.75	22.17	953.52	(125.77)	LT	
Symbol: T	Short Term	N	1.89015		36.39	19.22	36.33	0.06	ST	
<b>META PLATFORMS INC</b>	29 Oct 2021	N	2	211.94	<b>423.88</b>	320.08	640.16	(216.28)	LT	--
CLASS A COMMON STOCK										--
Dividend Reinvested										
Symbol: META										
<b>PAYPAL HOLDINGS INC</b>			4	75.94	<b>303.76</b>	183.94	735.75	(431.99)		--
COM Dividend Reinvested										--
Symbol: PYPL	01 Apr 2021	N	1		75.94	249.98	249.98	(174.04)	LT	
	27 Aug 2021	N	1		75.94	274.03	274.03	(198.09)	LT	
	02 Mar 2022	N	2		151.88	105.87	211.74	(59.86)	LT	
<b>SKYWORKS SOLUTIONS INC</b>			5.11942	117.98	<b>603.99</b>	181.96	931.53	(327.54)		--
Dividend Reinvested EST										12.70
YIELD: 2.10%	27 Jul 2021	N	3		353.94	185.75	557.26	(203.32)	LT	
Symbol: SWKS	30 Jul 2021	N	1		117.98	183.41	183.41	(65.43)	LT	
	13 Sep 2021	N	1		117.98	178.64	178.64	(60.66)	LT	
	14 Jun 2022	N	0.0298		3.52	93.96	2.80	0.72	ST	
	15 Sep 2022	N	0.03121		3.68	99.97	3.12	0.56	ST	
	13 Dec 2022	N	0.03117		3.68	100.74	3.14	0.54	ST	
	21 Mar 2023	N	0.02724		3.21	116.01	3.16	0.05	ST	
<b>SPDR S&amp;P 500 ETF TRUST</b>			*102.13801	409.39	<b>41,814.28</b>	327.21	33,420.47	8,393.81		--
Dividend Reinvested EST										659.91
YIELD: 1.58%	Long Term	N	72		29,476.08	295.51	21,276.58	8,199.50	LT	
Symbol: SPY	Short Term	N	30.13801		12,338.20	402.94	12,143.89	194.31	ST	
<b>VANGUARD INDEX FUNDS</b>			15.0599	204.1	<b>3,073.73</b>	189.95	2,860.66	213.07		--
VANGUARD TOTAL STOCK MARKET										49.11
ETF Dividend Reinvested	29 Dec 2022	N	11		2,245.10	189.49	2,084.39	160.71	ST	
EST YIELD: 1.60%	06 Jan 2023	N	4		816.40	191.12	764.48	51.92	ST	
Symbol: VTI	28 Mar 2023	N	0.0599		12.23	196.83	11.79	0.44	ST	

\* A large number of tax lots exist for the securities denoted with an asterisk. Individual tax lots are available by calling the appropriate number on the front of this statement.

See additional footnotes on the last page of the Holdings section.

Please read the important disclosures at the end of the statement. For questions, please contact us using the information provided on the front of this statement.

STATEMENT SUMMARY	RETIREMENT BROKERAGE	IMPORTANT INFORMATION
-------------------	----------------------	-----------------------

EQUITIES (continued)

Description	Acquisition Date	Quantity	Price	Market Value	Unit Cost	Cost Basis	Unrealized Gain/Loss	Est. Accrued Inc. Est. Annual Inc.
WARNER BROS DISCOVERY INC SERIES A COMMON STOCK Symbol: WBD		10	15.1	151.00	28.72	287.23	(136.23)	--
	14 Jan 2021	N	0.8074	12.19	28.49	23.00	(10.81)	LT
	15 Jan 2021	N	1.2096	18.26	28.64	34.64	(16.38)	LT
	15 Jan 2021	N	0.2419	3.65	28.65	6.93	(3.28)	LT
	25 Jan 2021	N	0.2419	3.65	28.28	6.84	(3.19)	LT
	27 Jan 2021	N	0.2419	3.65	28.69	6.94	(3.29)	LT
	03 Feb 2021	N	0.4838	7.31	28.11	13.60	(6.29)	LT
	11 Feb 2021	N	0.2419	3.65	28.11	6.80	(3.15)	LT
	12 Feb 2021	N	0.2419	3.65	28.19	6.82	(3.17)	LT
	19 Feb 2021	N	0.4838	7.31	28.9	13.98	(6.67)	LT
	23 Feb 2021	N	0.4838	7.31	29.35	14.20	(6.89)	LT
	26 Feb 2021	N	0.4838	7.31	28.23	13.66	(6.35)	LT
	10 Mar 2021	N	0.4838	7.31	29.52	14.28	(6.97)	LT
	01 Apr 2021	N	0.4838	7.31	29.76	14.40	(7.09)	LT
	08 Apr 2021	N	0.4838	7.31	29.79	14.41	(7.10)	LT
	13 Apr 2021	N	0.4838	7.31	29.16	14.11	(6.80)	LT
	23 Apr 2021	N	0.4838	7.31	31.19	15.09	(7.78)	LT
	08 Jun 2021	N	0.7258	10.96	28.38	20.60	(9.64)	LT
	18 Jun 2021	N	0.7258	10.96	28.16	20.44	(9.48)	LT
	20 Jul 2021	N	0.7258	10.96	27.27	19.79	(8.83)	LT
	18 Aug 2021	N	0.2419	3.65	27.7	6.70	(3.05)	LT
<b>TOTAL EQUITIES</b>				<b>\$60,895.26</b>		<b>\$46,112.67</b>	<b>\$14,782.59</b>	<b>--</b> <b>\$836.24</b>

ALTERNATIVE ASSETS

Please note: Important information regarding Alternative Assets including pricing and source of valuations is provided in the "Messages" section of Important Information. This security is classified as indicated based on best efforts by J.P. Morgan for convenience and informational purposes only and J.P. Morgan does not warrant the accuracy of these classifications. Please refer to investment documentation for a more accurate classification.

Description	Acquisition Date	Quantity	Price	Market Value	Unit Cost	Cost Basis	Unrealized Gain/Loss	Est. Accrued Inc. Est. Annual Inc.
-------------	------------------	----------	-------	--------------	-----------	------------	----------------------	---------------------------------------

\* A large number of tax lots exist for the securities denoted with an asterisk. Individual tax lots are available by calling the appropriate number on the front of this statement.

See additional footnotes on the last page of the Holdings section.

Please read the important disclosures at the end of the statement. For questions, please contact us using the information provided on the front of this statement.



ALTERNATIVE ASSETS (continued)

Description	Acquisition Date	Quantity	Price	Market Value	Unit Cost	Cost Basis	Unrealized Gain/Loss	Est. Accrued Inc. Est. Annual Inc.
SPDR GOLD TR		3	183.22	549.66	125.18	375.53	174.13	--
GOLD SHS Dividend								--
Reinvested	02 Mar 2018 N	1		183.22	125.42	125.42	57.80	LT
Symbol: GLD	09 Mar 2018 N	1		183.22	125.47	125.47	57.75	LT
	16 Mar 2018 N	1		183.22	124.64	124.64	58.58	LT
<b>TOTAL ALTERNATIVE ASSETS</b>				<b>\$549.66</b>		<b>\$375.53</b>	<b>\$174.13</b>	--

**Total Account Value : \$61,897.04<sup>3</sup>**

Unless otherwise noted, all positions are held in your cash account. F - TEFRA Account G - Good Faith Account I - Income Account L - Non Purpose Loan Account  
M - Margin Account R - DVP/RVP Account S - Short Account

AI Pricing Method: a - Net Investment b - Appraised Value c - The firm did not receive price information compliant with applicable reporting requirements.

A - Average Cost B - Adjusted for Amortization or Accretion D - Acquisition Date = Date of Death E - Adjusted for Option Exercise or Assignment K - Gifted Security LT - Long Term  
MT - Mixed Term N - Noncovered Provide - Please provide this information ST - Short Term T - Cost Basis provided by Third Party W - Adjusted for Wash Sale

3 Important information regarding Alternative Assets including pricing and source of valuations is provided in the "Messages" section of Important Information.

\* A large number of tax lots exist for the securities denoted with an asterisk. Individual tax lots are available by calling the appropriate number on the front of this statement.

Please read the important disclosures at the end of the statement. For questions, please contact us using the information provided on the front of this statement.

Activity

CASH FLOW SUMMARY

Description	This Period	Year-to-Date
<b>Opening Cash Balance</b>	<b>\$452.12</b>	<b>\$1,216.58</b>
Income	14.95	221.01
<b>Total Credits</b>	<b>\$14.95</b>	<b>\$221.01</b>
Trade and Investment Activity	(14.95)	(985.47)
<b>Total Debits</b>	<b>(\$14.95)</b>	<b>(\$985.47)</b>
<b>Net Cash Activity</b>	<b>\$0.00</b>	<b>(\$764.46)</b>
<b>CLOSING CASH BALANCE</b>	<b>\$452.12</b>	<b>\$452.12</b>

"Opening Cash Balance" and "Closing Cash Balance" include Sweep Funds.

TRADE AND INVESTMENT ACTIVITY

Trade Date Settle Date	Transaction Closing Method	Description	Quantity	Price	Cost	Proceeds
21 Mar 2023 21 Mar 2023	REINVEST	<b>SKYWORKS SOLUTIONS INC</b> REINVEST @ 116.004415 Symbol: SWKS	0.02724		(3.16)	
28 Mar 2023 28 Mar 2023	REINVEST	<b>VANGUARD INDEX FUNDS</b> VANGUARD TOTAL STOCK MARKET ETF REINVEST @ 196.824723 Symbol: VTI	0.0599		(11.79)	
<b>Total Securities Bought &amp; Sold</b>						
<b>Total Other Investment Activity</b>						<b>(\$14.95)</b>
<b>TOTAL TRADE AND INVESTMENT ACTIVITY</b>						<b>(\$14.95)</b>

INCOME

Taxable and non-taxable income classifications are based on the characteristics of the underlying securities and not the taxable status of the account.

Income from Taxable Investments

Date	Transaction	Description	Quantity	Rate	Debit Amount	Credit Amount	Net Amount
21 Mar 2023	DIVIDEND	<b>SKYWORKS SOLUTIONS INC</b> RD 02/28 PD 03/21 CDRT .620 DIV ON 5.09218 SHS Symbol: SWKS				3.16	3.16
28 Mar 2023	DIVIDEND	<b>VANGUARD INDEX FUNDS</b> VANGUARD TOTAL STOCK MARKET ETF RD 03/24 PD 03/28 CDRT .786 DIV ON 15.00000 SHS Symbol: VTI				11.79	11.79
<b>Total Dividends</b>						<b>\$14.95</b>	<b>\$14.95</b>
<b>TOTAL INCOME FROM TAXABLE INVESTMENTS</b>						<b>\$14.95</b>	<b>\$14.95</b>

See additional footnotes on the last page of this account.

Please read the important disclosures at the end of the statement. For questions, please contact us using the information provided on the front of this statement.

STATEMENT SUMMARY	RETIREMENT BROKERAGE	IMPORTANT INFORMATION
-------------------	----------------------	-----------------------

Total Income	\$14.95	\$14.95
--------------	---------	---------

*A - Average Cost B - Adjusted for Amortization or Accretion D - Acquisition Date = Date of Death E - Adjusted for Option Exercise or Assignment K - Gifted Security LT - Long Term  
MT - Mixed Term N - Noncovered Provide - Please provide this information ST - Short Term T - Cost Basis provided by Third Party W - Adjusted for Wash Sale*

*Closing Methods: MLMG - Maximum Loss, Minimum Gain LIFO - Last In, First Out FIFO - First In, First Out HC - High Cost LC - Low Cost  
LTHC - Long Term, High Cost PRO - Pro Rata VSP - Specific Match (the closing transaction was specifically matched to this lot)*

Please read the important disclosures at the end of the statement. For questions, please contact us using the information provided on the front of this statement.

STATEMENT SUMMARY	RETIREMENT BROKERAGE	IMPORTANT INFORMATION
-------------------	----------------------	-----------------------

**Additional Contact Information**

Account(s)	Contact	Custodian
IRA ROTH ROLLOVER (99551380)	<b>James Reeves</b> (Private Client Advisor) (561) 395 1549	<b>J.P. Morgan Securities LLC</b> Member FINRA and SIPC 131 South Dearborn Street, IL1-0291 4th FLOOR Chicago, IL, 60603-5506 (800) 392 5749 <a href="http://www.chase.com">www.chase.com</a>

For questions, please contact us using the information provided on the front of this statement.

Messages

**ALTERNATIVE INVESTMENTS**

Investments referred to as "Alternative Investments" include, but are not limited to, direct participation programs, private equity investments, pooled private investments (such as limited partnerships and limited liability companies), non-publically traded real estate investment trusts, private debt and hedge funds. While these investment types are each different, they do share some common characteristics such as: they are generally illiquid securities that are not listed on any exchange; there is a limited or no secondary trading market for these securities; and, there are typically restrictions on the timing and availability for redemptions. Additionally, private investment contracts, which would include most Alternative Investments, are ineligible for SIPC protection. Valuations of these investments are difficult to obtain and verify. The valuations of these investments presented on this statement have been obtained, unless otherwise noted, from the management, administrator or sponsor of each program (collectively, "Management"), or from a third-party vendor. These valuations have not been independently verified by J.P. Morgan Securities LLC ("JPMS") and do not represent the actual terms at which transactions or securities could be bought or sold or new transactions could be entered into or the actual terms on which existing transactions could be liquidated as of the date of this statement. Values are estimates only and may represent a value as of a date no greater than 18 months prior to the date of this statement. If an estimated value is not provided, valuation information is not available. In some instances, the valuations reflected on this statement may represent original cost, which information may or may not have been provided by Management or the third-party vendor. Valuations are provided for information purposes only and are intended solely for your own use. Please contact us if you wish to obtain additional or more specific information regarding the source(s) of the valuations. Alternative Investments may be reflected on your statement even though they may be held by a third party unaffiliated with JPMS. In such cases, unless JPMS otherwise agrees, JPMS has no responsibility for the verification, valuation, safekeeping or management of those assets.

In as much valuations may have been provided by Management of any program, you should review the operative documentation for each investment for the specific valuation methodology used by Management of that investment. JPMS expressly disclaims any responsibility for (1) the accuracy of the information and the methodology used by the Management in deriving valuations; (2) any errors or omissions in compiling or disseminating the valuations; and, (3) any use to which the valuations are put.

**SPECIFIC NOTICE FOR RETIREMENT ACCOUNTS:** In the case of Alternative Investments, the annual fair market valuations ("FMV") of your account assets are reported by JPMS based on the best information available to JPMS (or its vendor) as of December 31 of the reporting year. If a more accurate valuation is subsequently obtained, the information reported to the IRS may differ from that reported to you on the earlier date and the adjusted value may affect various calculations including, but not limited to, possible required minimum distributions ("RMD"). If you are subject to a RMD, JPMS may notify you of the adjusted value. Additionally, certain Alternative Investments (e.g., private equity funds) may require capital calls of their investors. If capital calls are required in connection with assets held by your retirement account, the funds to meet such calls must be paid from your retirement account. The preceding information should not be construed as tax or investment advice. Please consult your tax or investment advisor for questions concerning your tax or financial situation, including any questions regarding the effect of these characteristics of Alternative Investments.

**Special Notice for DPP and REIT Securities:** DPP or REIT securities are not listed on a national securities exchange, are generally illiquid and, even if a customer is able to sell the securities, the price received may be less than the per share estimated value provided in the account statement.

**WITHHOLDING NOTICE**

The distributions you receive from your retirement account are subject to Federal income tax withholding unless you elect not to have withholding apply. You may elect not to have withholding apply to your distribution payments by completing the "Tax Withholding" section on the Retirement Account Distribution Form.

If you do not complete the "Withholding" section, Federal Income tax will be withheld from the amount withdrawn at a rate of 10%. If your account is a Qualified Plan, 20% withholding is required from any eligible rollover distribution. If you elect not to have withholding apply to your distribution payments or if you do not have enough Federal income tax withheld from your distribution, you may be responsible for payment of estimated tax. You may incur penalties and interest under the estimated tax rules, if withholding and estimated tax payments are not sufficient.

Your withholding election shall remain in effect until revoked by submitting a new withholding election on a new Retirement Account Distribution Form.

If you have requested a recurring or future-dated distribution, you may be eligible to receive partial payments in the event of insufficient funds. Withholding on any partial payment will be made in accordance with the withholding election for your recurring or future-dated distribution except that if you elected to withhold a dollar amount, this amount will be adjusted to equal the partial payment times your original withholding ratio (your elected withholding amount divided by the gross amount of your recurring or future-dated distribution).

Please consult your tax advisor regarding how your withholding election might affect your personal taxation.

**Messages (continued)**

**LARGE TRADER REPORTING**

A "large trader" is a legal entity or natural person who, directly or indirectly, through the exercise of investment discretion, effects transactions in the National Market System (NMS) securities that equal or exceed either:

- 2 million shares or \$20 million during any calendar day; OR
- 20 million shares or \$200 million over any calendar month.

The U.S. Securities and Exchange Commission (SEC) Rule 13h-1 Large Trader Reporting System requires U.S. and non-U.S. market participants who meet the definition of large trader to:

- File an electronic Form 13H with the SEC (via EDGAR) to obtain a large trader identification number (LTID); and
- Promptly disclose to U.S. broker-dealers that execute trades or carry accounts for the large trader, their LTIDs and the accounts to which the LTIDs apply.

If you are a large trader and have completed a Form 13H, you will receive an LTID from the SEC. In order to ensure that LTID's are captured and reported as required under the SEC rule, you are required to promptly report your LTID to us and identify each account to which the LTID should be applied.

**ELECTRONIC FUNDS TRANSFER NOTICE**

In case of errors or questions about electronic fund transfers to/from your account (via the Automated Clearing House (ACH) Network), your account statement or transaction record, please call us immediately at 1-800-392-5749 or write to us at J.P. Morgan Securities LLC, Mail Code: IL1-0291, 4th Floor, 131 South Dearborn, Chicago, IL 60603-5506.

Please provide the following information:

1. Your name and account number,
2. The dollar amount of the suspected error, and
3. A description of the error or the transfer you are unsure about; please explain as clearly as you can why you believe it is an error or why you need more information.

Please note: We must hear from you no later than 60 days after we sent the first account statement on which the problem or error appeared. If you tell us verbally, we may require that you send us your complaint or question in writing within 10 business days. We will determine whether an error occurred within 10 business days after we hear from you and will correct any error promptly. If we need more time, however, we may take up to 45 days to investigate your complaint or question; for errors involving new accounts or foreign-initiated transactions, we may take up to 90 days to investigate. If we decide to do this, we will credit your account within 10 business days for the amount you think is in error (new accounts may take up to 20 days). However, if we ask you to put your complaint or question in writing and we do not receive it within 10 business days, we may not credit your account. If we determine at the conclusion of the investigation that there was no error, we will charge your account for the credited amount. We will tell you the results within three business days after completing our investigation. If we decide that there was no error, we will send you a written explanation. You may ask for copies of the documents that we used in our investigation.

**J.P. MORGAN SECURITIES LLC NET CAPITAL REQUIREMENTS**

**J.P. Morgan Securities LLC (JPMS LLC) Consolidated Statement of Financial Condition**

The December 31, 2022, audited Statement of Financial Condition may now be viewed at <https://jpmorganchaseco.gcs-web.com/ir/sec-other-filings/financial-statements>. If you would like us to send you a printed document at no cost, call us at 212.552.9891.

The Compliance Report of J.P. Morgan Securities LLC and the Report of Independent Registered Public Accounting Firm for the fiscal year ended December 31, 2022, noted a material weakness in Internal Control Over Compliance that was identified during the year and remediated as of December 31, 2022. A copy of the report is available for inspection at the principal office of the Securities and Exchange Commission in Washington, D.C. and the New York regional office. For additional details, please call us at 212.552.9886.

**J.P. Morgan Securities LLC Net Capital Requirements**

JPMS LLC is subject to Rule 15c3-1 under the Securities Exchange Act of 1934 (the Uniform Net Capital Rule). As of December 31, 2022, JPMS LLC net capital of \$25.0 billion exceeded the minimum regulatory net capital requirement of \$5.6 billion by \$19.4 billion.

For questions, please contact us using the information provided on the front of this statement.

STATEMENT SUMMARY	RETIREMENT BROKERAGE	<b>IMPORTANT INFORMATION</b>
-------------------	----------------------	------------------------------

**Messages (continued)**

**EXTENDED HOURS TRADING RISK DISCLOSURE**

You should consider the following points before engaging in extended hours trading. "Extended hours trading" means trading outside of "regular trading hours." "Regular trading hours" generally means the time between 9:30 a.m. and 4:00 p.m. Eastern Standard Time.

**Risk of Lower Liquidity.** Liquidity refers to the ability of market participants to buy and sell securities. Generally, the more orders that are available in a market, the greater the liquidity. Liquidity is important because with greater liquidity it is easier for investors to buy or sell securities, and as a result, investors are more likely to pay or receive a competitive price for securities purchased or sold. There may be lower liquidity in extended hours trading as compared to regular market hours. As a result, your order may only be partially executed, or not at all.

**Risk of Higher Volatility.** Volatility refers to the changes in price that securities undergo when trading. Generally, the higher the volatility of a security, the greater its price swings. There may be greater volatility in extended hours trading than in regular market hours. As a result, your order may only be partially executed, or not at all, or you may receive an inferior price in extended hours trading than you would during regular market hours.

**Risk of Changing Prices.** The prices of securities traded in extended hours trading may not reflect the prices either at the end of regular market hours, or upon the opening the next morning. As a result, you may receive an inferior price in extended hours trading than you would during regular market hours.

**Risk of Unlinked Markets.** Depending on the extended hours trading system or the time of day, the prices displayed on a particular extended hours trading system may not reflect the prices in other concurrently operating extended hours trading systems dealing in the same securities. Accordingly, you may receive an inferior price in one extended hours trading system than you would in another extended hours trading system.

**Risk of News Announcements.** Normally, issuers make news announcements that may affect the price of their securities after regular trading hours. Similarly, important financial information is frequently announced outside of regular trading hours. In extended hours trading, these announcements may occur during trading, and if combined with lower liquidity and higher volatility, may cause an exaggerated and unsustainable effect on the price of a security.

**Risk of Wider Spreads.** The spread refers to the difference in price between what you can buy a security for and what you can sell it for. Lower liquidity and higher volatility in extended hours trading may result in wider than normal spreads for a particular security.

**IMPORTANT INFORMATION REGARDING PURCHASES INDICATED AS AVERAGE PRICE**

Your orders are processed in either (1) one execution at the confirmed price or (2) more than one execution, in which case the confirmed price is an average price. Please contact your J.P. Morgan representative for details regarding actual prices.

**EDELIVERED TRADE CONFIRMATIONS**

As a reminder, if you've elected to receive trade confirmations by electronic delivery, you can find current and past copies online in the Trade Confirmations section under Statements & Documents. You can also find disclosures and important information about those trades, via a link on that page titled "See important disclosures for your confirmations".



Messages (continued)

CUSTOMER FREE CREDIT BALANCES

For accounts that are held at JPMS, customer free credit balances may be used in this firm's business subject to the limitation of 17CFR Section 240.15c3-3 under the Securities Exchange Act of 1934. You have the right to receive from us in the course of normal business operation, upon demand, the delivery of:

- any free credit balances to which you are entitled
- any fully-paid securities to which you are entitled
- any securities purchased on margin upon full payment of any indebtedness to us

For clients enrolled in a sweep program, the balance in any bank deposit account or shares of any money market mutual fund in which you have a beneficial interest can be withdrawn or liquidated on your order and the proceeds returned to your securities account or remitted to you.

If this is a margin account and we maintain a special memorandum account for you, this is a combined statement of your general account and a special memorandum account maintained for you under Section 220.6 of Regulation T issued by the Board of Governors of the Federal Reserve System. The permanent record of this separate account, as required by Regulation T, is available for your inspection.

Unless we hear from you to the contrary, it is our understanding that any free credit balances in your account are being maintained to facilitate your intention to invest such amounts through us.

MARGIN ACCOUNT REMINDERS

If you own a margin account, we would like to remind you that:

Securities and other assets in your account are our collateral for any margin loan made to you. If the securities and other assets in your account decline in value, so does the value of the collateral supporting your loan, and, as a result, we can take action, such as issue a margin call and/or sell securities or other assets in any of your accounts held at J.P. Morgan Securities LLC to maintain the required equity in your account. It is important that you fully understand the risks involved in trading securities on margin. These risks include the following:

- **You can lose more funds than you deposit in your margin account.**
- **We can force the sale of securities or other assets in your account(s).**
- **We can sell your securities or other assets without contacting you.**
- **You are not entitled to choose which securities or other assets in your account(s) are liquidated or sold to meet a margin call.**
- **We can increase our "house" maintenance margin requirements at any time and are not required to provide you with advance written notice.**
- **You are not entitled to an extension of time on a margin call.**

Further, if you have a margin account with us, as permitted by law we may use certain securities in your account for, among other things, settling short sales and lending the securities for short sales, and as a result may receive compensation in connection therewith. If you carry a margin balance, your account statement will reflect the current annual interest rate applicable to your margin loan. Please review the current rate, as under certain circumstances the rate may change without advance notice. If you have any questions or concerns about your current interest rate, please speak to your J.P. Morgan representative.

If you are a customer with a margin account, you have consented to our right (to the extent permitted by applicable law) to use, lend or pledge any securities held by J.P. Morgan Securities LLC in your margin account. In certain circumstances, such loans or other use may limit, in whole or in part, your ability to receive dividends directly from the issuing company and/or your right to exercise voting and other attendant rights of ownership with respect to the loaned, sold or pledged securities. Such circumstances include, but are not limited to, loans of securities that you own in your margin account that continue over record dates for voting purposes and ex-dividend dates for dividend distributions. If you do not receive dividends directly from the issuing company, you may receive payments-in-lieu of dividends, which could cause you to lose the benefit of the preferential tax treatment accorded to dividends.

For questions, please contact us using the information provided on the front of this statement.

STATEMENT SUMMARY	RETIREMENT BROKERAGE	IMPORTANT INFORMATION
-------------------	----------------------	-----------------------

**Messages (continued)**

**IMPORTANT INFORMATION ABOUT AUTOMATIC REINVESTMENTS**

Automatic Reinvestment transactions excluding those conducted by DTC or in open ended mutual funds are processed by J.P. Morgan Securities LLC (JPMS) on an agency basis.

JPMS provides you with the ability to enroll in a program to re-invest any and all dividend, capital gains and return of capital distributions (collectively "Distributions") for securities eligible for participation (the Program). By participating in the Program, all dividends and capital gains distributions paid on eligible accounts or individual securities you have selected will automatically be reinvested into the shares of the same security. The important terms of the Program include:

- **Voluntary Participation.** Participation in the Program is voluntary and you may modify or discontinue your participation at any time. You may enroll by specifying individual securities or have all eligible securities in your account participate in the Program; modify your elections; or unenroll from the Program through the website or by contacting your PCA or FA.
- **Trade Execution.** With the exception of open ended mutual funds, provided you are enrolled in the Program prior to the record date, JPMS reinvests the Distributions from an eligible security on the pay date of the Distribution, at an average weighted price. For certain securities, reinvestment may occur through the Depository Trust Company (DTC), which may be later than the pay date. There may be a difference in price depending on the whether the Program trade is made through J.P. Morgan or DTC. These transactions will post to your account when the shares are made available to JPMS by DTC and will be reflected on your statement.
- **No Fees.** No commission or fee are charged for Program trades.
- **Fractional Shares.** JPMS will credit to your account the number of shares equal to the amount of your funds to be reinvested in a particular security divided by the purchase price per share. If made available for your account, participation in the Program may give you interests in fractional shares of securities, which JPMS calculates to five decimal places. You will receive dividend payments proportionate to your partial share holdings.
- **Confirmation of Transactions.** All Program trades will be reflected on monthly account statements. You will not receive separate immediate confirmations for Program trades. You may request the details of any Program trade by contacting JPMS. Transactions that are not part of the Program will continue to receive confirmations contemporaneously with the trade.
- **No Recommendation.** The inclusion of any security in the Program is not a recommendation by JPMS to buy, hold or sell such security. Participation in the Program does not assure profits on your investments and does not protect against loss in declining markets.
- **Eligibility.** Generally, all brokerage accounts are eligible for participation as are most equities, open ended mutual funds, closed end funds and ETFs. Any exclusions will be identified at the time you are enrolled.
- **Program Changes.** Program participants will be notified in advance if there are any material changes to the Program though no notice may be given if there are changes to the eligibility of any particular security.

For questions, please contact us using the information provided on the front of this statement.

STATEMENT SUMMARY	RETIREMENT BROKERAGE	<b>IMPORTANT INFORMATION</b>
-------------------	----------------------	------------------------------

Messages (continued)

UPDATES TO THE GUIDE TO INVESTMENT SERVICES AND BROKERAGE PRODUCTS

We made the following updates to our Guide to Investment Services and Brokerage Products (the "Guide"). To view a current version of the Guide, go to [www.jpmorganinvestment.com](http://www.jpmorganinvestment.com).

- We clarified that J.P. Morgan Client Advisors may also be located in a branch other than a Chase branch.
- Throughout the book, we made some nonmaterial changes for general readability and appearance.

INVESTMENT ACCOUNTS & SERVICES

- Under section "F. Related Brokerage & Advisory Services/Margin," we added language noting that the interest rate you pay on a margin loan is disclosed in your margin agreement and under "Fees and Costs" in this section.

PRODUCTS AVAILABLE FOR BROKERAGE ACCOUNTS

- Under "A. Equities/Stocks," we clarified that bond holders are among a company's creditors.
- Under "E. Mutual Funds/Compensation J.P. Morgan Securities LLC receives from mutual fund companies":

In the "Revenue sharing" section, we defined mutual fund sponsors or distributors as "fund partners" and clarified that fund partners may make additional payments to our affiliates. We also noted that more information on the fund partners from whom J.P. Morgan Securities LLC receives revenue sharing is available in Appendix B of the Guide.

- Under "F. Money Market Funds/Compensation J.P. Morgan receives from money market fund companies":

In the "Servicing and administrative fees" section, we added more detailed information on fees J.P. Morgan Securities LLC may receive for servicing and administration of money market funds.

In the "Revenue Sharing" section, we added detail on services that may result in revenue sharing payments to J.P. Morgan Securities LLC. We also defined money market fund sponsors and distributors as "fund partners," and added a note about where more information can be found on the fund partners in the "Conflicts of Interest" section.

Also, in the "Conflicts of Interest" section, we removed duplicative language regarding payments J.P. Morgan Securities LLC may receive for sales of fund shares.

- Under "J. Annuities/Fees":

In the "Fixed Indexed Annuities" section, we noted that death benefit rider fees may range from 0.40% to 0.50%.

In the "Risks and other relevant information" section, we added information on Guarantee Return of Principal.

For questions, please contact us using the information provided on the front of this statement.

STATEMENT SUMMARY	RETIREMENT BROKERAGE	IMPORTANT INFORMATION
-------------------	----------------------	-----------------------

Messages (continued)

UPDATES TO THE GUIDE TO INVESTMENT SERVICES AND BROKERAGE PRODUCTS, CONTINUED

- Under "I. Life Insurance":

We clarified that a life insurance policy is a contract.

We noted that CIA and JPMS make life insurance products available on behalf of an insurance company.

In the "Variable Life Insurance" section, we added additional detail noting that investment options for variable life insurance policies are typically funding options (not funds).

In the "Charges and Fees" section:

- Under "Cost of Insurance," we provided additional detail on a "flat extra charge."
- Under "Surrender charges" section, we clarified that various acquisition costs offset various charges that insurance carriers incur.

In the "Other Optional Insurance Features and Charges" section, we added additional detail on optional insurance features available through life insurance products.

- Under "Paid to CIA and Advisors," we added fee ranges for payments received by CIA.
- Under "Risks and other relevant information (Variable Life Insurance)," we added additional information on potential tax implications.
- Under "K. J.P. Morgan Premium Deposit," we updated existing language to provide a more complete description of the product.

COMPENSATION & POTENTIAL CONFLICTS

- Under "B: J.P. Morgan Private Client Advisor Compensation":

In the "Cash Compensation" section, we updated the grid rate range to 20% to 25%, and the trailing twelve-month revenue range to 20% to 47%.

In the "Special Compensation Awards" section, we updated the NNM average to between 0.11% and 0.282%.

- Under "E. Compensation to J.P. Morgan Securities LLC and Affiliates," we added a "Corporate Trustee Solutions" section.

APPENDIX

We added section "B. Revenue Sharing Fund Partners."

If you have questions about these updates, please contact your J.P. Morgan Advisor or contact us at the number on the front of your statement.

**Important Information about Your Account Statement(s)**

Unless otherwise indicated, accounts are held at J.P. Morgan Securities, LLC (JPMS), member FINRA and SIPC. JPMS is not a member of the Federal Deposit Insurance Corporation (FDIC).

**NON-DISCRETIONARY:** JPMS brokerage accounts are non-discretionary and all investment decisions are made by the client. For managed accounts, discretionary services are provided by JPMS, an affiliate or an authorized third party.

**ACCOUNT PROTECTION:** As a member of the Securities Investor Protection Corporation (SIPC), JPMS provides account protection for the net equity of a customer's funds and securities positions. SIPC provides \$500,000 of primary net equity protection, including \$250,000 for claims for cash (SIPC Coverage). Account protection applies when a SIPC member firm fails financially and is unable to meet its obligations to its securities customers, but does not apply to losses from the rise or fall in the market value of investments or to SIPC ineligible assets such as futures, options on futures, foreign exchange transactions, or any investment contracts that are not registered as securities or deposit account balances. For more information about SIPC Coverage, including the SIPC Brochure, visit [www.sipc.org](http://www.sipc.org) (follow the link to How SIPC Protects Investors) or call SIPC at (202) 371-8300.

**CUSTODY:** JPMS carries your account and acts as your custodian for funds and securities received, which have been deposited directly with us or received as a result of transactions we process for your account. Inquiries regarding your Statement may be directed to JPMS at (347) 643-9953

As used in the course of these statements, "J.P. Morgan" is the global brand name for JPMorgan Chase & Co. and its subsidiaries and affiliates worldwide.

**MARKET PRICES:** The market value of your holdings is as of the last business day of the statement period or the last available price. Prices for determining market values represent estimates. These estimates are obtained from multiple sources deemed to be reliable. This information is not guaranteed for accuracy and is furnished for the exclusive use of the client.

J.P. Morgan makes no representation, warranty or guarantee, express or implied, that any quoted value represents the actual terms at which securities could be bought or sold or new transactions could be entered into, or the actual terms on which existing transactions or securities could be liquidated. Such values are only indicative.

**ESTIMATED PRICING AND COST BASIS:** Certain assets, including but not limited to, pooled and private investments, non-publicly traded and infrequently traded securities, derivatives, partnership interests and tangible assets are generally illiquid, the value of such assets may have been provided to us by third parties who may not be independent of the issuer or manager. Such information is reflected as of the last date provided to us, and is not independently verified.

Pricing estimates may be based on bids, prices within the bid offer spread, closing prices or matrix methodology that uses data relating to other securities whose prices are more ascertainable to produce a hypothetical price based on the estimated yield spread relationship between the securities. Pricing estimates do not constitute bids for any securities. Actual prices realized at sale may be more or less than those shown on your statement.

**Unpriced Direct Participation Program (DPP) and Real Estate Investment (REIT) Securities:** DPP and REIT securities are generally illiquid and the value of the security will, generally, be different

from its purchase price. Accurate valuation information is not available. The total cost basis for each security position and the unrealized gain/loss are provided solely as a general indication of performance and should not be used for tax purposes or otherwise relied upon without the assistance of your tax advisor. With respect to security positions received into your account, cost basis information, if any, has been provided by you. Further information is available upon request.

You may hold positions where the original cost basis has been adjusted to reflect amortization or accretion.

For Regulated Investment Companies or Dividend Reinvestment Plan sales, for which the average price method has been chosen, positions are closed out on a First-In-First-Out (FIFO) basis.

These statements are not official documents for income tax reporting purposes and should not be relied upon for such purposes, including determination of income, cost basis, amortization or accretion, or gain/loss. Such information, which may be inaccurate, incomplete or subject to updating, should be confirmed with your records and your tax advisor.

**DIVIDEND INCOME:** Dividends credited to your account may include capital gains, non-taxable dividends and/or dividends on foreign stock. You may wish to consult your tax advisor with regard to your tax liability on these dividends.

**ESTIMATED ACCRUED INCOME, ESTIMATED ANNUAL INCOME AND ESTIMATED YIELD CALCULATIONS:** The following calculation descriptions are provided for your reference. Please note that other factors may affect your specific calculations, so if you would like more information, please contact your J.P. Morgan representative or call us at the number on the front of this statement. In general, **Estimated Accrued Income** is calculated by multiplying the current coupon rate with the current face amount for the number of days since the bond's last interest payment. **Estimated Annual Income (EAI)** is calculated by multiplying either the current coupon rate or an estimated annual dividend (generally calculated by annualizing the most recent regular cash dividend) by the quantity of the security held. For balances other than sweep program balances, **Estimated Yield (EY)** is calculated by dividing EAI by the market value of the security. You should also know that: (i) the figures shown in this statement are estimates based on mathematical calculations using data obtained from outside sources; they are provided for informational purposes only, and are not a projection or guarantee of future returns. (ii) because prices of securities, coupon and dividend rates are subject to change at any time, these estimates should not be relied upon exclusively for making investment, trading, or tax decisions. (iii) because different asset types (e.g., equities versus fixed income securities) tend to have different investment characteristics, these estimates should not be compared across asset types; (iv) EAI and EY for certain types of securities might include return of principal or capital gains, in which case the EAI and EY would be overstated. There is no guarantee that your investments will actually generate the EAI or EY presented, and your actual income and yield might be higher or lower.

**IMPORTANT INFORMATION REGARDING AUCTION RATE SECURITIES (ARS):** ARS are debt or preferred securities with an interest or dividend rate reset periodically in an auction. Although there may be daily, weekly and monthly resets, there is no guarantee that there will be liquidity. If there are not enough bids at an auction to redeem the securities available for sale, the result may be a failed auction. In the event of a failed auction, there is no assurance that a secondary market will develop or that the security will trade at par or any other price reflected on statements and online. Accordingly, investors

For questions, please contact us using the information provided on the front of this statement.

STATEMENT SUMMARY	RETIREMENT BROKERAGE	<b>IMPORTANT INFORMATION</b>
-------------------	----------------------	------------------------------

should not rely on pricing information appearing in their statements or online with respect to ARS. When J.P. Morgan is unable to obtain a price from an internal or outside source for a particular ARS, the price column on your statement will indicate "unpriced". A description of J.P. Morgan's practices and procedures regarding ARS is available at [www.jpmorgan.com/muniars](http://www.jpmorgan.com/muniars).

**VALUATIONS OF OVER-THE-COUNTER DERIVATIVE TRANSACTIONS:** Valuations of over-the-counter derivative transactions, including certain derivatives-related deposit products, have been prepared on a mid-market basis. These valuations are sourced from the various issuers of the securities, affiliates or they are sourced from a third party valuation provider. J.P. Morgan expressly disclaims any responsibility for (1) the accuracy of the models or estimates used in deriving the valuations, (2) any errors or omissions in computing or disseminating the valuations, and (3) any uses to which the valuations are put. Valuations are provided for information purposes only and are intended solely for your own use. Please refer to the trade confirmation for details of each transaction.

**UNPRICED SECURITIES:** When we are unable to obtain a current value from an internal or outside source for a particular security, the price column on your statement will indicate "Unpriced." Although such securities may have value, please note that the value of a security indicated as "Unpriced" will not be included in your overall current market value as reflected on the statement.

**RESTRICTED SECURITIES:** Restricted Securities (typically noted as "Restricted" or "RSTD" in the security description) have not been registered under the Securities Act of 1933 and may not be "freely traded." Since restricted securities are subject to certain restrictions which may render them illiquid or less liquid than freely-tradable shares, there can be no assurance a secondary market exists. While we typically use the value of the registered/unrestricted security of the same issuer and same class for statement (and other) reporting purposes, the price realizable in a sale of the securities may be less than the "Market Value" indicated and could be zero. No attempt has been made to independently value the specific security subject to its restriction. Additionally, inclusion of pricing of these holdings will result in the aggregated value of your portfolio as reflected on this report being overstated by an amount equal to the difference (if any) between the value of the freely-traded underlying security and the actual value of your restricted shares. For additional information on pricing, please see the "Market Prices" paragraph above.

**THIRD PARTY INFORMATION:** This statement contains (i) information obtained from multiple direct, indirect, affiliated, unaffiliated, public and proprietary data sources (including, but not limited to identifying information, market data, calculated data, reference data, valuations, ratings, coupon and dividend rates and other fundamental data) and (ii) information which is calculated based upon such information (including but not limited to, market values, Current Yield and Estimated annual income). Although your Custodian believes these sources and the sources of market values are reliable, it does not independently review or verify such information and neither your Custodian nor any source will have any duty or obligation to verify, correct, complete, or update any such information. Such information is being provided to you with all faults for use entirely at your own risk; without any warranty whatsoever by your Custodian, its affiliates or any such source. Neither your Custodian or its affiliates nor any such source shall have any liability whatsoever relating to any inaccuracy or lack of timeliness or completeness of such information or any use thereof or for omissions therefrom nor for any lost profits, indirect, special or consequential damages. Moreover, such sources retain exclusive proprietary rights in such information. You may use such information only for your internal use and purposes and not for reuse (other than in connection with the transaction or position for which the information is provided) or retransmission without prior written approval of the source, or for any unlawful or unauthorized purpose.

**METHODS OF COMPUTING INTEREST ON DEBIT BALANCES:** Interest is charged on a day by day

basis for any day that there is a net debit balance in your overall account. The calculation is made on a 360-day basis at the rate or rates shown on the statement. Interest rates may be changed from time to time with fluctuating money market rates or for other reasons.

**DEBIT BALANCES:** Please note that if you see a Debit Balance in the Assets and Liabilities Summary on this statement, we may be required to temporarily suspend dividend reinvestment plan ("DRIP") functionality and/or liquidate securities held in your account to fund and eliminate the debit balance. This message does not apply to approved Margin Accounts in good standing. If you have any questions, please call the appropriate number on the front of this statement.

**FOR OPTIONS ACCOUNTS:** Further information with respect to commissions and other charges related to the execution of listed options transactions has been included on confirmation of such transactions previously available to you and such information will be made available to you promptly upon written request.

**PARTIAL CALLS:** If a partial call is made with respect to an issue of securities included in your Accounts we will allocate the call by a method we deem fair and equitable.

**BEARER BONDS:** If any securities held by us for your account are bearer obligations which have been issued since December 31, 1982 with original maturities of more than one year, we agree that we will satisfy the conditions set forth in subdivisions (i), (ii) and (iii) of the Treasury Regulation Section 1.165-12(c)(3) and covenant that we will comply with the requirements of Treasury Regulation Section 1.165-12(c)(2)(iii) concerning the delivery of such bearer obligations.

**MESSAGE FOR ACCOUNTS WITH NON-US DOLLAR ACTIVITY:** The holdings listed within each asset class are segregated by currency. For Non-USD denominated holdings, both the USD and local currency valuations and total asset class valuations, as calculated by the exchange rate stated, are provided. Activity will also be presented by currency. Non-USD activity will display both USD and local currency valuations, as calculated based on the exchange rate of the activity date. All summary information presented in this statement is presented in USD, unless specifically noted as presented in non-USD currency.

**FINANCIAL STATEMENT:** A financial statement for JPMS is available for your personal inspection at our office, or a copy will be mailed to you upon written request.

**REPORTABLE TO THE INTERNAL REVENUE SERVICE:** As required by law, at year end, we will report to you and to the Internal Revenue Service and to certain states, certain information on sales (including short sales), dividends, and various types of interest that have been credited to your account.

**IN CASE OF ERRORS OR QUESTIONS ABOUT YOUR ACCOUNT STATEMENT:** Please review this statement closely and contact us as soon as possible if you notice an error (including things like possible unauthorized trading activity, unrecorded dividend payments or improper payments or transfers). In order to protect your rights, including any rights under the Securities Investor Protection Act (SIPA), you will be asked to provide details of the error in writing, using the information provided on the front of this statement.

In your written communication, please provide the following information: (1) your name and account number; (2) the dollar amount of the suspected error; and (3) a description of the error. Please note that we must receive your written communication no later than 30 days after the statement on which the error appeared is sent or made available. If you do not notify us, you agree that the statement activity and account balances are correct.

**CHANGES TO YOUR INVESTMENT OBJECTIVES OR FINANCIAL SITUATION:**

Please notify us as soon as possible if you experience a change in your investment objectives or overall financial situation, or if you have questions or concerns about the management of your account. If we do not hear from you, we will consider the information we currently have on file to be complete and accurate. You can review your current investment objectives and/or make any changes to the personal financial information we have on file for your account anytime by calling the number listed on this statement. **If you send us any written correspondence, please be sure to include your account number.**

**CHANGES TO YOUR MAILING OR EMAIL ADDRESS:** Please let us know as soon as possible when there has been a change to your mailing or email address. You can update your account online at chase.com (under "Profile & settings") or by calling the number listed on this statement.

**USA PATRIOT ACT:** The USA PATRIOT Act requires that all financial institutions obtain certain identification documents or other information in order to comply with their customer identification procedures. Until you provide the required information or documents, we may not be able to open or **maintain** an account or effect any transactions for you.

**ASSETS:** Subject to regulatory or other pre-agreed limitations, all or any part of the securities in your account may have been used by us in securities financing transactions.

**INFORMATION AVAILABLE UPON REQUEST:** The date and time of the transaction and the name of the person from whom the security was purchased, or to whom it was sold will be furnished upon request.

This page is intentionally left blank.